

INTERNATIONAL JUDO FEDERATION



**DOCUMENT**

**SOR**

**Sport and Organisation Rules**



Version: 8 July 2020

## TABLE OF CONTENTS

<b>GENERAL INFORMATION</b>	6
1.1 Preamble and Basic Principles	7
1.2 Clean Judo	7
1.2.1 Disciplinary Commission	7
1.2.2 Match Fixing and Competition Manipulation	8
1.2.3 Policy for Safeguarding Athletes and Other Participants from Harassment and Abuse	9
1.3 Insurance and Civil Liability	10
1.4 Gender Control	10
1.5 Minor Athletes	11
1.6 IJF Calendar	11
1.7 Nationality	11
1.7.1 Change of Nationality	12
1.7.1.1 Change of Nationality for a period of less than three years	12
1.7.1.2 Change of Nationality after a period of three years or longer	13
1.7.2 Special Circumstances	13
1.7.2.1 Athletes with an official refugee status	13
1.7.2.2 Junior and younger immigrants	14
1.8 Weight Categories for Individual Competitions	15
1.9 Weight Categories for Mixed Team Competitions	16
1.10 Weight Categories for Team Competitions	17
1.11 Age Groups	17
1.12 Time Duration of Contests	18
1.13 Event Outlines	19
1.13.1 Visas	19
1.13.2 Transportation	19
1.13.3 Accommodation	19
1.13.4 Training	20
1.13.5 Consent for use of data/photography/videos/filming	20
1.14 Official Notice Boards	20
<b>COMPETITION SCHEDULES AND SYSTEMS</b>	22
2.1 Competition Format and Schedules for the IJF World Judo Tour	23
2.2 Competition Systems	24
2.2.1 Direct Knockout	24
2.2.2 Quarter-final Repechage	24
2.2.3 Double Repechage	24
2.2.4 Full Repechage	24
2.2.5 Round Robin	25
2.3 Regulations for Low Numbers of Athletes or Teams	25
2.3.1 Low Numbers Rules for IJF World Ranking List Individual and Mixed Team Events	25
2.3.2 Low Numbers Rules for Other Individual and Team Events	26
2.4 Competition System for Mixed Team and Team Events	28
2.4.1 Regulations for Mixed Team Events	28
2.4.2 Regulations for Female and Male Team Events	29

<b>WORLD RANKING LIST AND IJF RANKING EVENTS</b>	32
3.1 IJF Senior World Ranking List	33
3.2 IJF Mixed Teams World Ranking List	35
3.2.1 Senior Mixed Teams	35
3.2.2 Junior and Cadet Mixed Teams	36
3.3 Nation World Ranking List	36
3.4 IJF Junior and Cadet World Ranking Lists	37
3.5 Additional Rules	38
<b>ENTRIES AND ACCREDITATION</b>	40
4.1 Entries for IJF WJT Events	41
4.2 Cancellation of Athletes	42
4.3 Number of Entries	42
4.4 Accreditation	44
<b>DRAW</b>	46
5.1 Draw Regulations	47
5.2 Seeding for IJF WJT Events	47
<b>WEIGH-IN AND JUDOGI BACKNUMBER CONTROL</b>	50
6.1 Location of the Official Weigh-in and Judogi Backnumber Pre-Control	51
6.2 Judogi Backnumber Pre-Control	51
6.3 Weigh-in Rules	51
6.3.1 Individual Events Weigh-In	52
6.3.2 Female and Male Teams and Mixed Teams Weigh-in	52
6.4 Official Weigh-in Procedure	52
6.4.1 Failure to Appear for the Weigh-in	53
6.4.2 Failure to Weigh-in Within the Prescribed Limits of a Category	53
6.4.3 Failure to Comply with Official Directions or with the Requirements of the IJF SOR	53
6.4.4 After Weigh-in Procedure	53
6.5 Random Weigh-In	53
6.5.1 Draw of the Athletes (individual events)	54
6.5.2 Collecting the Athletes	54
6.5.3 Weigh-in Procedure	54
6.5.4 After Weigh-in Procedure	54
<b>EDUCATION AND COACHING</b>	56
7.1 Coaches' Code of Conduct	57
7.2 Coaches' Dress Code	57
7.3 Contest Review Process	57
<b>COMPETITION VENUE</b>	58
8.1 Venue	59
8.2 Training Venue	59
8.3 Warm Up Area and Judogi Control	59
8.4 Athlete Seating and Facilities	60
8.5 Entry to and Exit from Field of Play	60
8.6 Field of Play and Competition Area	61

8.7 Officials.....62

8.8 Medical .....62

8.9 Media.....62

8.10 Awarding Ceremonies .....63

8.11 Delay, Postponement or Cancellation of a Competition.....63

**Appendix A: Regulations for Veterans.....64**

**Appendix B: Regulations for Kata .....70**

**Appendix C: IJF Judogi Rules.....74**

**Appendix D IJF Refereeing Rules .....90**

**Appendix E: IJF Medical and Anti-Doping Handbook.....144**

**Appendix F: IJF Disciplinary Code and Code of Ethics.....150**

**Appendix G: Sport Competition.....160**

**Appendix H: Glossary .....192**

## Abbreviations

EOG - Event Organisation Guide  
IOC - International Olympic Committee  
NOC - National Olympic Committee  
WJT- World Judo Tour

IJF - International Judo Federation  
N/A - Not applicable  
SOR - Sport and Organisation Rules  
WRL - World Ranking List

In the International Judo Federation (IJF) Sport and Organisation Rules (SOR) the masculine gender is used to refer to any physical person, (i.e. member, leader, team official, participant, athlete, coach, judge, referee or chaperone etc.) and it shall, unless there is a specific provision to the contrary, be understood to include the feminine gender.

For translations of Japanese terms refer to Appendix H.

The latest version of the SOR can be downloaded at [www.ijf.org](http://www.ijf.org).

The original language of this document is English except for Appendix C and the IJF Disciplinary Code and Code of Ethics, which have been translated from French.

Comments and feedback can be sent to **[sport@ijf.org](mailto:sport@ijf.org)**



# GENERAL INFORMATION

## 1.1 Preamble and Basic Principles

The Sport and Organisation Rules (SOR) of the International Judo Federation (IJF) in conjunction with the statutes, finance rules, contract with the relevant National Judo Federation (hereafter referred to as National Federation) and the IJF Event Organisation Guide (EOG), are the binding documents for the holding of the events on the IJF World Judo Tour (WJT). For all events on the WJT the IJF has final appellate jurisdiction.

Specific supplemental procedures will be issued for the holding of judo competitions at the Summer Olympic and Youth Olympic Games.

The IJF Executive Committee shall allocate events to host organising committees. The organisation of any World Championships is the concern of the following bodies: the IJF, the Continental Union to which the organising National Federation belongs and the National Federation, which has been commissioned by the IJF Executive Committee to be the host. The Continental Union is consulted in any questions and supports both the IJF and the National Federation. The National Federation must name an Organising Committee to deal with the organisation of the event.

The IJF shall accept control over regional judo competitions whenever this is so directed by the Executive Committee or the IJF Congress. This requires adherence to the above rules and documents. In such judo competitions refereeing and technical organisation shall be dealt with by the Continental Union or regional body and supervised by the officials nominated by the IJF.

The IJF Veterans Commission is responsible for all IJF veteran activities (Appendix A). The IJF Kata Commission is responsible for all IJF kata activities (Appendix B).

## 1.2 Clean Judo

Integrity, discipline and ethics are core principles in judo, both on and off the field of play, refer to Appendix F for the IJF Disciplinary Code and IJF Code of Ethics.

Further information on the International Olympic Committee (IOC) Code of Ethics can be found in this document “Olympic Movement Code on the Prevention of the Manipulation of Competitions”.

<https://stillmed.olympic.org/media/Document%20Library/OlympicOrg/IOC/What-We-Do/Protecting-Clean-Athletes/Competition-manipulation/Code-Prevention-Manipulation-Competitions.pdf>

Betting companies and organisations responsible for betting cannot be used on any advertising and marketing materials used on the IJF WJT.

### 1.2.1 Disciplinary Commission

The IJF Executive Committee has the authority to establish a Disciplinary Commission to evaluate presumed violation of the IJF rules and it reserves the right to take disciplinary measures in the case of cheating, misconduct and any behaviour contrary to the ethics and moral values of sport, particularly judo, and any violation of the IJF SOR.

The IJF Disciplinary Commission will take sanctions in compliance with the IJF Disciplinary Code (Appendix F). If during an IJF event, starting from the arrival (normally airport or train station) at the event and until the departure from the event, there is an incident an immediate decision to suspend anyone involved may be taken on the spot. This decision will be placed under the responsibility of an Executive Committee member, nominated before each event by the IJF President, who will form an IJF Ad Hoc Commission to deal with the issue. The IJF Ad Hoc Commission will consist of IJF Executive Committee members or their representatives.

Any incident will be communicated immediately to the IJF President, IJF Executive Committee members and the IJF Disciplinary Commission. A possible sanction decision will be taken after having heard the person/people concerned and any potential witness(es). If the concerned person is a minor, an adult responsible for the delegation will accompany them, during the discussion. As soon as the decision is taken, the IJF Ad Hoc Commission will immediately inform the IJF President, the IJF Executive Committee and the IJF Disciplinary Commission about its decision.

A report of the incident and final decision should be sent to the IJF Disciplinary Commission, c/o the IJF General Secretariat, within three days of the date of the incident. The report will be written by the Education and Coaching Commission and must state the following: the facts, including the recall of the alleged facts, a summary of the observations and arguments of the parties, the grounds for the decision and any other comments.

The IJF Disciplinary Commission, upon receipt of the documents, will inform those involved about its decision 15 days after the date of the incident. The IJF Disciplinary Commission will decide the start date and the duration of the suspension.

If an individual disagrees with a decision, a written appeal may be submitted to the IJF Disciplinary Commission, c/o the IJF General Secretariat, within one calendar month from the incident date. In the case of suspension, the decision will stand until the outcome of the appeal is heard.

Any situation that is not covered by the IJF SOR shall be dealt with by the IJF Executive Committee.

### 1.2.2 Match Fixing and Competition Manipulation

The integrity of sport depends on the outcome of sporting events and competitions being based entirely on the merits of the participants involved. Any form of corruption that might undermine public confidence in the integrity of a judo contest is fundamentally contrary to the spirit of sport and subject to severe sanctions.

The IJF has Rules dedicated to Sports Integrity in relation to betting. There are four core rules to remember:

- Always do your best, never fix a contest.
- Never bet on your competition, never bet on your sport.
- Never share information that could be used for betting purposes, or any form of manipulation of sports competitions or any other corrupt purposes whether by the participant or via another person and/or entity.
- If you are approached to cheat, speak out!



Competition manipulation is defined as an intentional arrangement, act or omission aimed at an improper alteration of the result or the course of a sports competition in order to remove all or part of the unpredictable nature of the sports competition with a view to obtaining an undue benefit for oneself or for other. If a contest takes place and seems to have been played to a predetermined result, violating the IJF rules, further investigation may be undertaken and any findings of match fixing will result in disciplinary action.

If in IJF events (individual or team), an athlete is injured or ill before a contest and needs to withdraw they must have a medical certificate from the IJF Medical Commissioner.

The IJF may undertake further investigation and any findings of match fixing will result in disciplinary action. The result of the contest will be cancelled if any athlete is caught not telling the truth.

Match fixing and competition manipulation can be reported, anonymously and confidentially, here: <https://reportintegrity.judobase.org/form>. Any report made in good faith will not be sanctioned. Any form of retaliation against whistle-blowers is prohibited and such action will be sanctioned.

Failure to report to the IJF at the first available opportunity any information about betting, match fixing or competition manipulation including that could amount to a violation of the SOR.

The following conducts constitute a violation of the SOR:

- Failing to cooperate with any investigation carried out by the IJF in relation to a possible breach of this regulation, including, without limitation, failing to provide accurately, completely and without undue delay any information and/or documentation and/or access or assistance requested by the IJF as part of such investigation.
- Obstructing or delaying any investigation that may be carried out by the IJF in relation to a possible violation of this regulation, including without limitation concealing, tampering with or destroying any documentation or other information that may be relevant to the investigation.

### **1.2.3 Policy for Safeguarding Athletes and Other Participants from Harassment and Abuse**

This policy applies to all persons affiliated with the IJF including athletes.

“Harassment” or “harassment and abuse” includes physical or psychological abuse and sexual abuse (which can be a form of physical and/or psychological abuse).

“Physical or psychological abuse” means any improper and unwelcome conduct that might reasonably be expected or be perceived to cause offence, harm or humiliation to another.

“Sexual abuse” means any unwanted, groomed or forced involvement in sexual behaviour, unwelcome verbal or physical conduct or gesture of a sexual nature (e.g. the use of offensive stereotypes based on gender, sexual jokes, threats, intimidation) that might reasonably be expected or be perceived to cause offence or humiliation to another.

Harassment can be based on any grounds such as race, religion, colour, creed, ethnic origin, physical attributes, gender or sexual orientation. It can include a one-off incident or a series of incidents. It may be in person or online. Harassment may be deliberate, unsolicited and coercive. Harassment and abuse often results from an abuse of authority, meaning the improper use of a position of influence, power or authority by an individual against another person.

Cases of harassment and abuse can be reported on the Clean Judo platform and will be investigated by the IJF Disciplinary Commission in compliance with the IJF Disciplinary Code (Appendix F).

Any alleged incidents of harassment and abuse will be regarded as confidential and personal information (including in particular name, date of birth, address, identification numbers) will not be disclosed, except, for example, if the concerned person gives his prior consent, if disclosure is necessary to protect someone from harm or if a potential criminal act comes to the attention of the IJF.

Harassment and abuse can be reported, anonymously and confidentially, here: <https://reportintegrity.judobase.org/form>

### 1.3 Insurance and Civil Liability

Each National Federation is directly responsible for its athletes (including the control of non-pregnancy). It must assume all responsibility for accident and health insurance as well as civil liabilities during all IJF events for everyone under their charge.

National Federations are responsible to provide insurance guarantees to their delegates during any IJF WJT event. The organiser of the event and the IJF will not be responsible in the absence of insurance.

The entity contractually bound to the IJF for the organisation of the event shall take all necessary actions to provide insurance coverage against civil liability for the entire duration. The organiser of the event and the IJF have no liability for any claims of injury, illness or death arising from the travelling to and the participation in this event.

### 1.4 Gender Control

Control of an athlete's gender is the responsibility of the National Federation. The IJF will apply the current IOC recommendation. Any decisions of a member National Federation concerning an athlete's gender must be communicated immediately to the IJF President.

Any official complaint by a National Federation, a Continental Union or a member of the IJF Executive Committee concerning an athlete's gender must be sent to the IJF President. On the basis of the official complaint, the IJF Executive Committee will decide if it is necessary to follow up on this complaint and to bring it before the Gender Control Commission. The IJF Executive Committee can also call out to the member National Federation of the athlete concerned so that they decide on the gender of the athlete concerned.

The Gender Control Commission is composed of a doctor competent in the field of gender reassignment, a jurist and a member of the IJF Executive Committee appointed by the IJF President. This Commission will be able to call on experts recognised in this field.

All decisions made by a member National Federation about an athlete's gender must be submitted exclusively by the athlete concerned to the IJF Gender Control Commission in the case of a contestation.

The IJF Gender Control Commission will have the full authority to ask all those concerned for any documents or information necessary for the hearing of the case which has been referred. The IJF Gender Control Commission will establish an internal regulation to define the progress of the procedure that must guarantee confidentiality of the procedure and respect data protection and the private lives of those concerned.

The decision of the IJF Executive Committee not to follow up on an official complaint as well as the decisions of the IJF Gender Control Commission can be submitted exclusively by way of appeal to the Court of Arbitration for Sport in Lausanne, Switzerland, that will definitely decide on litigation according to the code of arbitration concerning sport.

The delay of appeal is twenty-one days from receipt of the decision being the subject of the appeal. The panel will be composed of only one judge. The language of the arbitration will be English.

## 1.5 Minor Athletes

The National Federation is responsible for obtaining legal approval and permission for minor athletes to compete in competitions. When travelling with minors the team official/coach must have all the necessary documents in place that authorises them to act on behalf of the parents/guardians "in loco parentis".

This also applies to doping control. The National Federation must ensure that minor athletes have their parental/guardian permission to undergo testing (see Appendix E1.4.3.1).

## 1.6 IJF Calendar

The IJF Executive Committee will agree and approve the schedule for all IJF events.

The IOC will approve the schedule for the Summer Olympic Games and Summer Youth Olympic Games.

The current IJF calendars can be found on the IJF website (<http://ijf.org/calendar>).

## 1.7 Nationality

The athletes must be of the same nationality as the National Federation for which they have been entered for the competition. Persons appointed by the Executive Committee of the IJF shall verify the citizenship of the athletes. The evidence of citizenship shall be the production of a valid passport issued by the represented country.

In the following cases, procedures must be applied:

- a) Where the competitions are being held in a country in which the residents do not hold passports while in that country.
- b) Where there is a possible problem of “joint citizenship”, e.g. Puerto Rico an acceptable substitute for the passport will be a letter or certificate from the athlete’s National Olympic Committee (NOC) or, if there is no such body, from the National Sports Authority confirming the athlete’s residence in that country and the citizenship.

If a competitor has multiple citizenships, they may compete for only one country.

## 1.7.1 Change of Nationality

A competitor who has represented one country in:

- Olympic Games
- World Championships (senior, junior, cadet)
- Continental Championships (senior, junior, cadet)
- Regional Games and Multi-Sport Games (such as Pan American Games, African Games, European Games, Commonwealth Games, Mediterranean Games, Francophone Games, Youth Olympic Games)
- International Tournaments organised by the IJF (Grand Prix, Grand Slam, Masters) or under its auspices (continental open and cups),
- All competitions in the IJF calendar except veterans, kata, military\*

and who has changed his nationality or acquired a new nationality may represent his new country provided that at least three years have passed since the athlete last represented his former country.

\*Veterans, military and kata participants are excluded from this rule and can change without waiting the three-year period.

If the two National Federations (current country and new country) concerned agree, they may request the IJF to shorten the period of three years or even to cancel the duration completely (see Olympic Charter, Rule 41 and the Bye-law to Rule 41). Thus, the IJF can’t shorten the three years’ period without written agreement from both National Federations concerned and the athlete having a valid passport for the new country.

Refer also to Section 3 WRL and IJF Ranking Events, 3.5 Additional Rules.

### 1.7.1.1 Change of Nationality for a period of less than three years

An athlete cannot represent a new National Federation without the approval of the IJF.

The request to shorten the three-year period shall be sent via email to the IJF General Secretariat (gs@ijf.org) and must include the following documents:

- Letter from the President of the National Federation (the current country) certifying the absence of objection to the change of the nationality of the concerned athlete.
- Letter from the President of the National Federation (the new country) authorising the athlete to represent them in international competitions.

- Letter from the athlete, who has already represented one country, giving evidence of their wish to represent their new National Federation.
- A copy of the athlete passport proving the nationality of the new country.

On receipt of a complete file the IJF General Secretary will examine it and send it out to the IJF Executive Committee for approval. If the majority of the IJF Executive Committee approves the request, the IJF General Secretary confirms the acceptance of the application to the concerned party, with both the current and new National Federations in copy. Any athlete disrespecting this rule may be subject to disciplinary measures.

#### **1.7.1.2 Change of Nationality after a period of three years or longer**

An athlete cannot represent a new National Federation without informing the IJF even if three years or longer have passed since the athlete competed for their previous National Federation.

The IJF must be informed officially by the new National Federation via email to both the IJF General Secretariat - [gs@ijf.org](mailto:gs@ijf.org) and Registration Management - [registration@ijf.org](mailto:registration@ijf.org). This must be done also for veterans, military and kata participants.

The information must include the following documents:

- Letter from the President of the new National Federation (the new country) authorising the athlete to represent them in international competitions.
- Letter from the athlete, who has represented one country, giving evidence of their wish to represent their new National Federation.
- A copy of the athlete passport proving the nationality of the new country.

On receipt of a complete file the IJF General Secretary will examine it and send it out to the IJF Executive Committee for information. Any athlete disrespecting this rule may be subject to disciplinary measures.

### **1.7.2 Special Circumstances**

For events organised by the IJF or under its auspices, the IJF Executive Committee, in order to protect the interest of the athlete, can authorise that the athlete can compete under the IJF flag for any reason (for example: non-official refugee status of the athlete, non-recognition of the NOC by the IOC, suspension of the National Federation etc.).

#### **1.7.2.1. Athletes with an official refugee status**

Judoka with an official refugee status, hosted by a country, can qualify themselves for IJF or continental union competitions through their host country national championships and consequently they will compete internationally under their host country flag. The National federation requests must be sent, with the official refugee status documents, to the IJF General Secretariat ([gs@ijf.org](mailto:gs@ijf.org)). If the documents sent are compliant, the agreement will be automatically given by the IJF General Secretary following confirmation by the IJF President.

If there is a change in the status of the official refugee i.e. citizenship of a new country, return to their country of origin etc. The nationality change process must be followed.

For events organised by the IJF or under its auspices, the IJF Executive Committee can authorise that judoka with an official refugee status can compete under the IJF flag.

If there is a change in the status of the official refugee who competed under the IJF flag i.e. citizenship of a new country, return to their country of origin etc. the IJF Executive Committee would make a decision concerning the change of nationality and the world ranking points that the athlete has.

All documents relating to the new status and change request must be submitted to the IJF General Secretariat at [gs@ijf.org](mailto:gs@ijf.org), within a deadline of at least 15 days prior to the closing date of registration for a certain event.

### 1.7.2.2 Junior and younger immigrants

Juniors (men and women under 21, age 15 to 20 years in the calendar year) and younger foreign judoka living in a host country can participate in their host country national Juniors and younger championships and thus qualify themselves for IJF or Continental Union Juniors and younger competitions. They can be registered, by the national federation of the host country, into IJF or Continental Unions juniors and younger competitions if they meet the following requirements:

- To prove their residency in the host country (at least 1 year).
- To prove the integration of their parents in the host country (at least 1 year).
- To prove their integration in the school or university system (at least 1 year).
- To prove their integration in a judo club of the host country, duly affiliated to the National Federation which is an IJF member.

If the National Federations of host countries wish to register these athletes, they must send their request each year to the IJF General Secretariat ([gs@ijf.org](mailto:gs@ijf.org)), with the above-mentioned documents. Additionally, the National Federations shall also attach the agreement of the judoka and the authorisation of the parents/guardians, if minors.

The IJF will review the submitted documents and if deemed compliant, The IJF will approve the request and the General Secretary will send a certificate for the registration in Judobase.

In case of approval, the concerned judoka will compete under their host country flag.

Should the athlete wish to return to his country of origin, or should he change residence to another host country, he is free to do so and take any ranking points with him, upon submission of the documents proving the relocation to the IJF General Secretariat at [gs@ijf.org](mailto:gs@ijf.org). No change of nationality process required.

## 1.8 Weight Categories for Individual Competitions

The following weight categories will be utilised in the World Championships and competitions held under the auspices of the IJF.

Senior and Junior Women	-48 kg	Extra-lightweight	up to and including 48.0 kg
	-52 kg	Half-lightweight	over 48.0 kg up to and including 52.0 kg
	-57 kg	Lightweight	over 52.0 kg up to and including 57.0 kg
	-63 kg	Half-middleweight	over 57.0 kg up to and including 63.0 kg
	-70 kg	Middleweight	over 63.0 kg up to and including 70.0 kg
	-78 kg	Half-heavyweight	over 70.0 kg up to and including 78.0 kg
	+78 kg	Heavyweight	over 78.0 kg
	Open	Open-weight	no weight limit
Cadet Women under 18 years	-40 kg	Featherweight	up to and including 40.0 kg
	-44 kg	Extra-lightweight	over 40.0 kg up to and including 44.0 kg
	-48 kg	Half-lightweight	over 44.0 kg up to and including 48.0 kg
	-52 kg	Lightweight	over 48.0 kg up to and including 52.0 kg
	-57 kg	Half-middleweight	over 52.0 kg up to and including 57.0 kg
	-63 kg	Middleweight	over 57.0 kg up to and including 63.0 kg
	-70 kg	Half-heavyweight	over 63.0 kg up to and including 70.0 kg
	+70 kg	Heavyweight	over 70.0 kg
Senior and Junior Men	-60 kg	Extra-lightweight	up to and including 60.0 kg
	-66 kg	Half-lightweight	over 60.0 kg up to and including 66.0 kg
	-73 kg	Lightweight	over 66.0 kg up to and including 73.0 kg
	-81 kg	Half-middleweight	over 73.0 kg up to and including 81.0 kg
	-90 kg	Middleweight	over 81.0 kg up to and including 90.0 kg
	-100 kg	Half-heavyweight	over 90.0 kg up to and including 100.0 kg
	+100 kg	Heavyweight	over 100.0 kg
	Open	Open-weight	no weight limit
Cadet Men under 18 years	-50 kg	Featherweight	up to and including 50.0 kg
	-55 kg	Extra-lightweight	over 50.0 kg up to and including 55.0 kg
	-60 kg	Half-lightweight	over 55.0 kg up to and including 60.0 kg
	-66 kg	Lightweight	over 60.0 kg up to and including 66.0 kg
	-73 kg	Half-middleweight	over 66.0 kg up to and including 73.0 kg
	-81 kg	Middleweight	over 73.0 kg up to and including 81.0 kg
	-90 kg	Half-heavyweight	over 81.0 kg up to and including 90.0 kg
	+90 kg	Heavyweight	over 90.0 kg

## 1.9 Weight Categories for Mixed Team Competitions

Senior and Junior Mixed	-57 kg	Women	up to and including 57.0 kg
	-73 kg	Men	up to and including 73.0 kg
	-70 kg	Women	over 57.0 kg up to and including 70.0 kg
	-90 kg	Men	over 73.0 kg up to and including 90.0 kg
	+70 kg	Women	over 70.0 kg
	+90 kg	Men	over 90.0 kg
Senior Mixed Olympic Games	-57 kg	Women (48 kg, 52 kg, 57 kg*)	up to and including 57.0 kg
	-73 kg	Men (60 kg, 66 kg, 73 kg*)	up to and including 73.0 kg
	-70 kg	Women (57 kg, 63 kg, 70 kg*)	up to and including 70.0 kg
	-90 kg	Men (73 kg, 81 kg, 90 kg*)	up to and including 90.0 kg
	+70 kg	Women (70 kg, 78 kg, +78 kg*)	over 70.0 kg
	+90 kg	Men (90 kg, 100 kg, +100 kg*)	over 90.0 kg
Cadet Mixed	-48 kg	Women	up to and including 48.0 kg
	-60 kg	Men	up to and including 60.0 kg
	-63 kg	Women	over 48 kg up to and including 63.0 kg
	-81 kg	Men	over 60 kg up to and including 81.0 kg
	+63 kg	Women	over 63.0 kg
	+81 kg	Men	over 81.0 kg

\*Athletes qualified only in these individual categories can take part in the mixed team category.



## 1.10 Weight Categories for Team Competitions

Senior and Junior Women	-52 kg	Half-lightweight	up to and including 52.0 kg
	-57 kg	Lightweight	over 52.0 kg up to and including 57.0 kg
	-63 kg	Half-middleweight	over 57.0 kg up to and including 63.0 kg
	-70 kg	Middleweight	over 63.0 kg up to and including 70.0 kg
	+70 kg	Half-heavyweight	over 70.0 kg
Cadet Women	-48 kg	Half-lightweight	up to and including 48.0 kg
	-52 kg	Lightweight	over 48.0 kg up to and including 52.0 kg
	-57 kg	Half-middleweight	over 52.0 kg up to and including 57.0 kg
	-63 kg	Middleweight	over 57.0 kg up to and including 63.0 kg
	+63 kg	Half-heavyweight	over 63.0 kg
Senior and Junior Men	-66 kg	Half-lightweight	up to and including 66.0 kg
	-73 kg	Lightweight	over 66.0 kg up to and including 73.0 kg
	-81 kg	Half-middleweight	over 73.0 kg up to and including 81.0 kg
	-90 kg	Middleweight	over 81.0 kg up to and including 90.0 kg
	+90 kg	Half-heavyweight	over 90.0 kg
Cadet Men	-60 kg	Half-lightweight	up to and including 60.0 kg
	-66 kg	Lightweight	over 60.0 kg up to and including 66.0 kg
	-73 kg	Half-middleweight	over 66.0 kg up to and including 73.0 kg
	-81 kg	Middleweight	over 73.0 kg up to and including 81.0 kg
	+81 kg	Half-heavyweight	over 81.0 kg

## 1.11 Age Groups

Athletes under 15 years of age are not allowed to compete in any official IJF event, or events organised either under the auspices of the IJF or sanctioned by the IJF. The lower age limit for all IJF competitions is 15 years (calendar year).

The following age categories are recognized by the IJF:

- Cadets - men and women under 18, age 15, 16 and 17 years (calendar year).
- Juniors - men and women under 21, age 15 to 20 years (calendar year).
- Seniors - men and women, there is only the lower age limit of 15 years (calendar year).

National Federations should use the term youth to define cadets and juniors and any age groups from 15-20 years that are different to the IJF cadet and junior ages.

## 1.12 Time Duration of Contests

Regulations related to weight categories, age, contest duration and recommendations for youths.

Note: no athlete less than 15 years old (calendar year) is allowed to take part in any IJF official competition. The additional categories (13/14, 11/12, 9/10 years) are recommendations only.

Female					
SENIORS >14 YEARS	JUNIORS -21 YEARS	CADETS -18 YEARS	13/14 YEARS	11/12 YEARS	9/10 YEARS
4 minutes	4 minutes	4 minutes	3 minutes	2 minutes	No competition
				- 22 kg	
				- 25 kg	
				- 28 kg	
			- 32 kg	- 32 kg	
			- 36 kg	- 36 kg	
		- 40 kg	- 40 kg	- 40 kg	
		- 44 kg	- 44 kg	- 44 kg	
- 48 kg	- 48 kg	- 48 kg	- 48 kg	- 48 kg	
- 52 kg	- 52 kg	- 52 kg	- 52 kg		
- 57 kg	- 57 kg	- 57 kg	- 57 kg		
- 63 kg	- 63 kg	- 63 kg	- 63 kg		
- 70 kg	- 70 kg	- 70 kg			
- 78 kg	- 78 kg	+ 70 kg			
+ 78 kg	+ 78 kg				

Male					
SENIORS >14 YEARS	JUNIORS -21 YEARS	CADETS -18 YEARS	13/14 YEARS	11/12 YEARS	9/10 YEARS
4 minutes	4 minutes	4 minutes	3 minutes	2 minutes	No competition
				- 24 kg	
				- 27 kg	
				- 30 kg	
			- 34 kg	- 34 kg	
			- 38 kg	- 38 kg	
			- 42 kg	- 42 kg	
			- 46 kg	- 46 kg	
		- 50 kg	- 50 kg	- 50 kg	
		- 55 kg	- 55 kg		
- 60 kg	- 60 kg	- 60 kg	- 60 kg		
- 66 kg	- 66 kg	- 66 kg	- 66 kg		
- 73 kg	- 73 kg	- 73 kg			
- 81 kg	- 81 kg	- 81 kg			
- 90 kg	- 90 kg	- 90 kg			
-100 kg	-100 kg	+ 90 kg			
+ 100 kg	+ 100 kg				

The IJF do not hold competitions for athletes in the 11/12 years and 13/14 years. The National Federations should design their own national concept.

## 1.13 Event Outlines

For each IJF WJT event outlines will be published on the IJF website and sent to the National Federations. The deadlines in the outlines must be respected.

### 1.13.1 Visas

The local organisers will assist with visas where possible but having the correct visa is the responsibility of each participant. Visa applications will only be accepted for people who are inscribed in judobase for the event.

### 1.13.2 Transportation

The organiser will provide transportation for competing delegations during the competition. This transportation service (including airport transfers) is only offered on the days when the delegations are booked in an official hotel through the organisers. On days delegations are using an unofficial hotel or an official hotel, not reserved through the organisers, they are not allowed to use the official event transportation.

If the delegation misses the transport deadline the organisers are not obliged to provide airport, train or bus station transfers.

### 1.13.3 Accommodation

All delegations, who inscribe for an IJF WJT event, must reserve their accommodation in one of the official hotels published in the event outlines. The reservation must be made with the local organising committee (not directly with the hotel).

The minimum reservation for a delegation is two (2) nights multiplied by the total number of people inscribed in judobase. The referee nominated by the IJF is not included in this calculation.

Examples:

4 people inscribed in judobase (no referee) =  $4 \times 2$  nights = 8 nights or more must be reserved.

17 people inscribed in judobase (including 1 referee) =  $(17-1) \times 2 = 32$  nights or more must be reserved.

This rule does not apply to the host National Federation delegates.

The organisers will do their best to provide the first choice of accommodation but as rooms might be limited this cannot be guaranteed. After the accommodation deadline, the organiser cannot promise rooms in the hotels detailed in the outlines and another official hotel may be added. Accommodation cancellation fees will be detailed in the event outlines.

Any damage to hotel property resulting from the stay of a national delegation will be charged to the national federation and must be paid in full.

Delegations are kindly requested not to dry clothing (including judogi) or have training sessions in the corridors of the official hotels.

According to the IJF rule enacted on the 2 December 2012 in Tokyo, “the organising country should not request penalties fee for participating countries who cannot make bank transfers but can pay in cash upon arrival. Those countries who cannot make bank transfers should inform the organisers well in advance that they will pay cash on arrival”.

All bank fees and bank transfer costs must be paid by the participating National Federation. If payment is being made by bank transfer the bank information must be inserted correctly and completely on the transfer document and any procedures related to amendment of the bank transfer must be done before arrival.

Delegations must ensure that all bank charges are paid at their end so that the organisers receive the correct amount of funds without any deductions.

The person attending accreditation must bring proof of the bank transfer.

### 1.13.4 Training

Training is the responsibility of the organising federation. Planning and scheduling of training sessions will be organised taking into consideration requests made by delegations daily on a first request made first served basis. To book training contact the organisers.

### 1.13.5 Consent for use of data/photography/videos/filming

Delegates inscribed by their National Federations for WJT events consent to the IJF and its media partners to use content of them, including data, live results, photographs and/or video recordings (hereafter referred to as Media). This media may be obtained from National Federations and IJF. It will also be acquired by the IJF and its media partners from in and around all IJF WJT event venues. Media could be used in print and digital media formats including print publications, websites, e-marketing, posters banners, advertising, film, broadcast, social media, education purposes and other purposes.

The National Federation must ensure that they have the permission of each delegate or in the case of a minor the permission of the parent/guardian.

If a delegate does not give consent, then the National Federation must inform the International Judo Federation by writing to [registration@ijf.org](mailto:registration@ijf.org)

## 1.14 Official Notice Boards

All event information (transport times, training schedule, departure schedule etc.) for the delegations will be communicated and posted on the official notice boards in each official hotel and in the warm up area. The information can also be found online in the IJF notice board Telegram group.







# COMPETITION SCHEDULES AND SYSTEMS

The competition schedules and systems are the responsibility of the IJF Sport Commission.

## 2.1 Competition Format and Schedules for the IJF World Judo Tour

The IJF WJT competitions: Grand Prix, Grand Slam, Masters, World Championships Cadets, Juniors, Seniors and Open normally consist of two sessions, the preliminaries and the final block. The competition phases that take place in the sessions depend on the type of event. Any changes to this will be agreed and approved by the IJF Head Sport Director. Depending on the number of participants some rounds may not be required for every category. The competition schedule for non IJF WJT events should be agreed by all interested parties.

IJF Events planned for 2 days (Grand Prix, Grand Slam, Masters)		
	Women	Men
Day 1	-48 kg, -52 kg, -57 kg, -63 kg	-60 kg, -66 kg, -73 kg
Day 2	-70 kg, -78 kg, +78 kg	-81 kg, -90 kg, -100 kg, +100 kg
IJF Events planned for 1 or 2 days (World Championships Open)		
Day 1	Women or Men, Women and Men	
Day 2	Men or Women	
IJF Events planned for 3 days (Grand Prix, Grand Slam, Masters)		
Day 1	-48 kg, -52 kg, -57 kg	-60 kg, -66 kg
Day 2	-63 kg, -70 kg	-73 kg, -81 kg
Day 3	-78 kg, +78 kg	-90 kg, -100 kg, +100 kg
IJF Events planned for 5 days (World Championships Cadets)		
Day 1	-40 kg, -44 kg	-50 kg, -55 kg
Day 2	-48 kg, -52 kg	-60 kg, -66 kg
Day 3	-57 kg, -63 kg	-73 kg, -81 kg
Day 4	-70 kg, +70 kg	-90 kg, +90 kg
Day 5	Mixed Teams	
IJF Events planned for 5 days (World Championships Juniors)		
Day 1	-48 kg, -52 kg	-60 kg, -66 kg
Day 2	-57 kg, -63 kg	-73 kg
Day 3	-70 kg	-81 kg, -90 kg
Day 4	-78 kg, +78 kg	-100 kg, +100 kg
Day 5	Mixed Teams	
IJF Events planned for 8 days (World Championships Seniors)		
Day 1	-48 kg	-60 kg
Day 2	-52 kg	-66 kg
Day 3	-57 kg	-73 kg
Day 4	-63 kg	-81 kg
Day 5	-70 kg	-90 kg
Day 6	-78 kg	-100 kg
Day 7	+78 kg	+100 kg
Day 8	Mixed Teams	

## 2.2 Competition Systems

The IJF recognises men's and women's competitions. Contests between men and women are not permitted.

There are many different competition elimination bracket systems (refer to Appendix G) that can be used for competitions, direct knockout, quarter-final (last 8) repechage, double repechage, full repechage, round robin etc. Gold, silver and two (2) bronze medals will be awarded except in the case of low numbers.

For all events where world ranking points can be given a uniform system must be used. On the draw sheet the athlete/team on top wears a white judogi and the one below wears a blue judogi.

### 2.2.1 Direct Knockout

This is a direct elimination format without a repechage. The losers of the semi-finals will both be awarded bronze medals. The winners of the semi-finals will compete for the gold and silver medals. The four athletes losing the quarter-finals are classified equal fifth.

### 2.2.2 Quarter-final Repechage

In a quarter-final repechage, for each category, the athletes will be divided into two tables by means of a draw, and an elimination system will be used to produce two finalists, who will compete for the gold medal. The athletes defeated in the quarter-final will compete in two repechage contests. The winners of each of these two repechage contests will compete in bronze medal contests against the loser of the semi-final contest of the respective opposite table. The winners (2) of those contests are placed third. The losers (2) are placed fifth. The losers (2) of repechage contests are placed seventh.

### 2.2.3 Double Repechage

In a double repechage, for each category, the athletes will be divided into two tables by means of a draw, and an elimination system will be used to produce two finalists, who will compete for the gold medal. Athletes who lost to the four semi-finalists compete in the two repechage pools. The winners of each of these two repechage contests (pools) will compete in bronze medal contests against the loser of the semi-final contest of the respective opposite table. The winners (2) of those contests are placed third.

### 2.2.4 Full Repechage

All participants can compete at least twice, athletes are divided into two tables (pools), A and B, by means of a draw, and then into two groups (sub-pools) within each table: A1, A2, B1 and B2. The elimination system will be used to produce two finalists. All judoka defeated after each round of competition will take part in the repechage of their respective table according to the elimination system. The winner of each repechage will compete against the loser of the final of the opposite table for the two bronze medals. The winners of table A and table B compete for the gold and silver medals.

With this system there is the possibility that two athletes (or teams) compete together two times (preliminary and repechage).



## 2.2.5 Round Robin

If there are low numbers a “Round Robin” system may be used, and this is defined as a system where each athlete or team will compete against the other.

The following Round Robin rules to define the winners are used:

Rule 1. Number of wins.

Rule 2. If equal the sum of points for scores: Ippon/waza-ari-awasete-ippun = 10, Waza-ari = 1. All scores achieved will be counted for both the winner and loser for each contest in the category. A player can get a maximum of 10 points per contest. Points are same regardless if they are achieved in the regular contest time or during golden score.

Rule 3. Direct comparison: if two contestants have an equal number of wins and sum of points for scores, the contestant who won the contest between them is defined as better.

Rule 4. If there are an equal number of wins and no direct comparison possible because of “beating in circle”: the shortest accumulated time of all winning contests will decide.

Rule 5. If there is a case of equal time: weight at the weigh-in. The athlete with the lower weight is defined as better.

Rule 6. In case of same weight at the weigh-in: decision contests. A knockout system between the involved players will be used. A new draw must be performed. For example in the case of three athletes: one contest between two players will be held. The winner of this contest will compete against the third player to get a final decision.

## 2.3 Regulations for Low Numbers of Athletes or Teams

If there are one (1) to five (5) athletes or teams the low numbers rules are applied.

If there are six (6) athletes in a category and one or more does not pass the weigh-in, then the category should be redrawn to follow the low number rules.

If there are five (5) or four (4) athletes in a category and one or more does not pass the weigh-in, then the category should be redrawn.

If there are six (6) teams and one or more teams cannot compete, then there should be a redrawn to follow the low number rules.

If there are five (5) or four (4) teams in a category and one or more teams does not comply with the weigh-in, then the category should be redrawn.

### 2.3.1 Low Numbers Rules for IJF World Ranking List Individual and Mixed Team Events

a) If there are five (5) athletes or teams, there will be two (2) athletes on one side of the table who will have a single contest for the access to the final, the three others on the other side of the table compete in the round robin system to classify them. The defeated athlete of the single contest must compete with the second one coming from the round robin elimination for the bronze medal (only one bronze medal awarded).

The winner of the single contest meets the winner coming from the round robin system for gold and silver.

b) If there are four (4) athletes or teams, there will be two single contests, then a contest between the two losers for the single bronze medal and a contest between the two winners for the gold and silver medals.

c) If there are three (3) athletes or teams a round robin system will be held in the elimination round. The best and the second best will compete in a final. A bronze medal will be given if one contest was won.

d) If there are two (2) athletes or teams one final will be held and a gold and silver medal will be awarded.

### **2.3.2 Low Numbers Rules for Other Individual and Team Events**

For all other events, the following round robin rules can be applied instead:

a) If there are 5 athletes or teams - gold and silver and one bronze for the single 3rd place.

b) If there are 4 athletes or teams - gold and silver and one bronze for the single 3rd place.

c) If there are 3 athletes or teams - gold and silver and no bronze for the 3rd place except if they have won one contest.

d) If there are 2 athletes or teams it will be the best of two contests and if the wins are equal (1-1), the third contest will decide. Gold and silver medals given.

Events	System of competition for 6 or more athletes	System of competition for 5 or less athletes
<b>Senior and Mixed Teams World Ranking List events</b>	Quarter-final repechage	Low numbers rules for WRL events
Continental Opens		
Continental Championships		
Grand Prix		
Grand Slam		
Masters		
World Championships Senior		
World Championships Open		
World Championships Mixed Teams		
Continental Championships Mixed Teams		
World Championships Cadet	Quarter-final repechage	Low numbers rules for WRL events
World Championships Junior		
World Championships Cadet Mixed Teams		
World Championships Junior Mixed Teams		
<b>Cadet and Junior World Ranking List events</b>	Double repechage	Low numbers rules for WRL events
Continental Cups		
Continental Championships		
Continental Championships Mixed Teams		
Youth Olympic Games	Full repechage	Low numbers rules for WRL events
Olympic Games Individual and Mixed Teams	Quarter-final repechage	Not applicable
Non-World Ranking List Events	Organiser's choice	Low numbers rules for WRL events or low numbers rules for other events

## 2.4 Competition System for Mixed Team and Team Events

The system of competition for IJF Mixed Teams events will be the elimination system with quarter-final repechage (refer to section 2.2.2 for a full description). For other team events, different types of systems can be used such as double repechage, full repechage or direct knockout. Gold, silver and two (2) bronze medals will be awarded except in the case of low numbers.

### 2.4.1 Regulations for Mixed Team Events

Mixed Teams senior, junior and cadet: all nations having a full team (must have athletes able to compete in all 6 categories) can enter. Each team will consist of up to six (6) athletes (3 women and 3 men) and has the possibility to have up to six (6) reserves (3 women and 3 men). If there are injuries or illness during the competition a team can compete with a minimum of four (4) athletes. A total of 12 athletes can be inscribed with a maximum of two (2) athletes per category. The top four (4) teams from the IJF Mixed Teams World Ranking List (WRL) will be seeded.

Weigh-in rules can be found in section 6. During senior and junior mixed teams competitions each athlete is entitled to compete in their own weight category or in the next higher category. During cadet mixed team competitions athletes have to compete in their inscribed mixed team category and cannot be moved one team category higher.

During the contests, the non-competing athletes must stay within a marked area on the field of play behind the coaches' chair. Reserve athletes must not enter the field of play.

Two (2) coaches per team will be allowed to enter the Field of Play.

A draw will be made for the starting category for the first round. The following rounds will start with the next category in the sequence.

Example: Senior Mixed Teams - drawn category is -73 kg

1st round: -73, -70, -90, +70, +90, -57 kg

2nd round: -70, -90, +70, +90, -57, -73 kg

Quarter-final: -90, +70, +90, -57, -73, -70 kg

Repechage and semi-final: +70, +90, -57, -73, -70, -90 kg

Bronze and final: +90, -57, -73, -70, -90, +70 kg

Before each match the team leader must select the athletes for each contest. From the maximum of two athletes inscribed in each category he can select one. If the team has the possibility to put an inscribed athlete in a category, he must do so. An athlete cannot be rested for one match and return for the next unless they have been replaced by the other inscribed athlete.

If the team has no athlete in a category, they should select the "no competitor" option.

For the first round the lists must be returned at least 30 minutes before the start of the competition. For other rounds it must be returned 5 minutes after receiving the list from competition management. Once it is returned to competition management it cannot be changed.

Duration of each contest: women four (4) minutes and men four (4) minutes (real time). After the team bow the byes are displayed on the scoreboard and wins are given.

Example: If blue team has one category empty: 1:0

Example: if both teams have a different category empty: 1:1

Example: if both teams have the same category empty: 0:0 (this is the only case when we stop a match when a team has reached 3 wins).

These byes are skipped later, no player needs to return to the tatami to bow again if there is no contest to be fought.

The first team reaching the majority of wins is declared the winner. The remaining contests will not be fought.

It is compulsory that all athletes listed for the match compete until one team reaches the winning result. If an athlete refuses to compete the team will be disqualified.

If one team does not arrive for a match, the other team will be declared the winner.

If there are an equal number of wins at the end of the match, a draw is done from all categories regardless if the team has a player or not (if both teams don't have a player in the same category, this category will be not included in draw). The athletes in the drawn category will refight a golden score contest. The draw is done by computer and displayed on the athlete and public (big screen) scoreboards.

### 2.4.2 Regulations for Female and Male Team Events

Each team will consist of up to five (5) athletes and has the possibility to have up to five (5) reserves. A team must consist of a minimum of three (3) athletes. A total of 10 athletes can be inscribed with a maximum of two (2) athletes per category.

Weigh-in rules can be found in section 6. During female and male team events each athlete is entitled to compete in their own weight category or in the next higher category.

During the contests, the non-competing athletes must stay within a marked area on the field of play behind the coaches' chair. Reserve athletes must not enter the field of play.

One (1) coach per team will be allowed to enter the Field of Play.

The contests in female and male team matches will be fought from the lightest weight to the highest weight. Before each match the team leader must select the athletes for each contest. From the maximum of two athletes inscribed in each category they can select one.

If the team has the possibility to put an inscribed athlete in a category, they must do so. An athlete cannot be rested for one match and return for the next unless they have been replaced by the other inscribed athlete.

If the team has no athlete in a category, they should select the "no competitor" option.

For the first round the lists must be returned at least 30 minutes before the start of the competition. For other rounds it must be returned 5 minutes after receiving the list from competition management. Once it is returned to competition management it cannot be changed.

Duration of each contest: women four (4) minutes and men four (4) minutes (real time). After the team bow the byes are displayed on the scoreboard and wins are given.

Example: If blue team has one category empty: 1:0

Example: if both teams have a different category empty: 1:1

Example: if both teams have the same category empty: 0:0 (this is the only case when we stop a match when a team has reached 3 wins).

These byes are skipped later, no player needs to return to the tatami to bow again if there is no contest to be fought.

The first team reaching the majority of wins is declared the winner. The remaining contests will not be fought.

It is compulsory that all athletes listed for the match compete until the team reaches the winning result. If an athlete refuses to compete the team will be disqualified.

If one team does not arrive for a match, the other team will be declared the winner.

If there are an equal number of wins at the end of the match, a draw is done from all categories regardless if the team has a player or not (if both teams don't have a player in the same category, this category will be not included in draw). The athletes in the drawn category will refight a golden score contest. The draw is done by computer and displayed on the athlete and public (big screen) scoreboards.







# WORLD RANKING LIST AND IJF RANKING EVENTS

The world ranking lists (WRL) are the responsibility of the IJF Sport Commission and are managed by the IJF IT Team. The WRL can be found at [www.ijf.org](http://www.ijf.org) and for assistance please contact [registration@ijf.org](mailto:registration@ijf.org)



### 3.1 IJF Senior World Ranking List

Athletes can earn WRL points by competing in IJF WJT events, world championships juniors and continental opens.

		Continental Open International Entry	Continental Championships Continental Entry	World Championships Juniors International Entry	Grand Prix International Entry	Grand Slam International Entry	Masters Top 36 Invitation Entry	World Championships Seniors International entry
GENERAL	Seeding	WRL TOP 8 placing Rest: Nation Distribution	WRL TOP 8 placing Rest: Nation Distribution	WRL TOP 8 placing Rest: Nation Distribution	WRL TOP 8 placing Rest: Nation Distribution	WRL TOP 8 placing Rest: Nation Distribution	WRL TOP 8 placing Rest: Nation Distribution	WRL TOP 8 placing Rest: Nation Distribution
	System	Quarter-final Repechage	Quarter-final Repechage	Quarter-final Repechage	Quarter-final Repechage	Quarter-final Repechage	Quarter-final Repechage	Quarter-final Repechage
	Repechage	Last 8 Repechage	Last 8 Repechage	Last 8 Repechage	Last 8 Repechage	Last 8 Repechage	Last 8 Repechage	Last 8 Repechage
	Bronze	2 Bronze	2 Bronze	2 Bronze	2 Bronze	2 Bronze	2 Bronze	2 Bronze
	Number of athletes (per category per country)	No limit	Maximum of 2 per category per country (not exceeding the total number of 9 men and 9 women per country).	Maximum of 2 per category per country (not exceeding the total number of 9 men and 9 women per country). max. 2 per country max. 2 domestics = 28 total (best 9 men and 9 women only for ranking list)	max. 2 per country max. 4 domestics (best 2 only for ranking list)	max. 2 per country max. 4 domestics (best 2 only for ranking list)	No limit	Maximum of 2 per category per country (not exceeding the total number of 9 men and 9 women per country).
WRL Points	1st place	100	700	700	700	1000	1800	2000
	2nd place	70	490	490	490	700	1260	1400
	3rd place	50	350	350	350	500	900	1000
	5th place	36	252	252	252	360	648	720
	7th place	26	182	182	182	260	468	520
	1/16th	16	112	112	112	160	288	320
	1/32nd	12	84	84	84	120	-	240
	1 contest won	10	70	70	70	100	216	200
	Participation	-	6	6	6	10	200	20

Starting from **1<sup>st</sup> June 2020**:

Due to the coronavirus disease (COVID-19) situation, points for the senior WRL will be obtained in the following periods:

- First period: 5+1 best results from **25<sup>th</sup> May 2018** to **23<sup>rd</sup> May 2019** will count 50%.
- Second period: 5+1 best results from **24<sup>th</sup> May 2019** to **28<sup>th</sup> June 2021** will count 100%.

For the Olympic qualification the WRL of **28<sup>th</sup> June 2021** will be used with the adapted periods for event point expiration. This WRL will also be used for the seeding of the competition.

From the **15<sup>th</sup> August 2021** the previous rules will be put back in place again.

The points for each tournament will expire then as follow:

- First period: 5+1 best results looking back 13-24 months will count 50%.
- Second period: 5+1 best results looking back 12 months will count 100%.

The dividing line is the following week (week number) in which the tournament was held. The beginning of the week is defined as Monday.

The other WRL rules remain unchanged:

In each period the five best results from Grand Slam, Grand Prix and Continental Opens plus one result from the Continental Championships or Masters count. In a case where the athlete competes in both events (Continental Championships and Masters) then the higher point score will count as the 6th result, and the lower point score may count as one of the five best results.

Participation points will be given for Grand Prix, Grand Slam, Masters, Continental Championships and World Championships. In a Continental Open a minimum of one contest must be won to get points.

At Grand Prix and Grand Slam events only the two best domestic athletes can obtain points for the WRL. In case of equality the points will be automatically given to the highest ranked athlete. If still equal, the domestic federation will decide.

In case of equality of total points, the higher ranking will be decided by:

- The highest sum of the current points from all World Championships.
- The highest sum of the current points from all Grand Prix, Grand Slams and Masters.
- The highest current points from one single event, then, if needed, the second highest, and so on.

In the case of Olympic Qualification, if the athletes are still equal the IJF Executive Committee will make the decision.

Athletes participating in the World Championships Juniors, will be added to the senior WRL and will be given the same points as those given for a Grand Prix. For the junior WRL the points will be as in section 3.4.

For the equal treatment of all Continents, the Continental Championships Senior are treated as if they were held in week number 17 regardless of the actual week number that they are organised in. The points reduction or expiration will therefore be done on Monday of week number 18.

To be eligible to participate in the Olympic Games, all athletes must be born on or before 31<sup>st</sup> December 2006.

## 3.2 IJF Mixed Teams World Ranking List

The Mixed Teams WRL for cadets, juniors and seniors will consist of points from the Continental Championships Mixed Teams and World Championships Mixed Teams.

### 3.2.1 Senior Mixed Teams

Placing	Continental Championship points	World Championship points
1 <sup>st</sup> place	4200	12000
2 <sup>nd</sup> place	2940	8400
3 <sup>rd</sup> place	2100	6000
5 <sup>th</sup> place	1512	4320
7 <sup>th</sup> place	1092	3120
1/16 <sup>th</sup>	672	1920
1/32 <sup>nd</sup>	504	1440

Starting from **1<sup>st</sup> June 2020**:

Due to the coronavirus disease (COVID-19) situation, from **1<sup>st</sup> June 2020** to **15<sup>th</sup> August 2021**, the results of the Championships held in 2019 will count 50% and results of Championships held in 2020 and 2021 will count 100%.

From 15th August 2021, the WRL points for each Mixed Teams Championships will expire as follows::

- In the first 12 months after the Championship the points will count 100%
- After 12 months points will be reduced to 50%
- After 24 months points will be reduced to 0%

The dividing line is the following week (week number) in which the Championship was held. The beginning of the week is defined as Monday.

Exception: For the equal treatment of all Continents, the Continental Championships Senior Mixed Teams are treated as if they were held in week number 17 regardless of the actual week number that they are organised in. The points reduction or expiration will be done on Monday of week number 18.

Points will be allocated even if no match was won.

Additional rules in the case of equality of total points, the higher ranking will be decided by:

- The highest sum of the current points from all World Championships Mixed Teams.
- The highest sum of the current points from all Continental Championships Mixed Teams.

### 3.2.2. Junior and Cadet Mixed Teams

Placing	Continental Championship points	World Championship points
1 <sup>st</sup> place	700	2000
2 <sup>nd</sup> place	490	1400
3 <sup>rd</sup> place	350	1000
5 <sup>th</sup> place	252	720
7 <sup>th</sup> place	182	520
1/16 <sup>th</sup>	112	320
1/32 <sup>nd</sup>	84	240

Starting from **1<sup>st</sup> March 2020**:

Due to the coronavirus disease (COVID-19) situation the WRL will continue to decrease until WJT competitions start again and points can be earned.

The points for each Mixed Teams Championships will expire as follows:

- In the first 12 months after the Championship the points will count 100%
- After 12 months points will be reduced to 50%
- After 24 months points will be reduced to 0%

The dividing line is the following week (week number) in which the Championship was held. The beginning of the week is defined as Monday.

Exception: For the equal treatment of all Continents, the Continental Championships Junior Mixed Teams and Cadet Mixed Teams are treated as if they were held in week number 26 regardless of the actual week number that they are organised in. The points reduction or expiration will be on Monday of week number 27.

Points will be allocated even if no match was won.

Additional rules in the case of equality of total points, the higher ranking will be decided by:

- The highest sum of the current points from all World Championships Mixed Teams.
- The highest sum of the current points from all Continental Championships Mixed Teams.

## 3.3 Nation World Ranking List

The WRL for nations consists of the sum of the current WRL points for all athletes plus the sum of the current Mixed Team WRL for that nation.

### 3.4 IJF Junior and Cadet World Ranking Lists

Athletes can earn WRL points by competing in Continental Cups, Continental Championships and World Championships for Junior and Cadet.

	Continental Cup	Continental Championships	World Championships Junior/ Cadet
1st place	100	200	500
2nd place	60	120	300
3rd place	40	80	200
5th place	20	40	100
7th place	16	32	80
Each contest won	2	6	12
Participation	-	2	4

Starting from **1<sup>st</sup> March 2020**:

Due to the coronavirus disease (COVID-19) situation, the WRL will continue to decrease until WJT competitions start again and points can be earned.

The three best results during the 12-month period will count plus the result from the Continental Championships Junior and Cadet and the World Championships Junior and Cadet, if applicable.

The points will count as follows:

Look back 12 months from today	<ul style="list-style-type: none"> <li>• Three best results from Continental Cup</li> <li>• Result from last Continental Championships</li> <li>• Result from last World Championships</li> </ul>	100%
Look back 13-24 months	<ul style="list-style-type: none"> <li>• Three best results from Continental Cup</li> <li>• Result from previous Continental Championships</li> <li>• Result from last World Championships</li> </ul>	50%

The points for each tournament will expire as follows:

- In the first 12 months after the tournament the points will count 100%.
- After 12 months, the points will be reduced to 50%.
- After 24 months, the points will be reduced to 0. The dividing line is the following week (week number) in which the tournament was held.

Example: If the tournament is held in week 17 of 2014, the points are reduced to half at the beginning of week 18 in 2015 and expired at the beginning of week 18 in 2016. The beginning of the week is defined as Monday.

Exception: For the equal treatment of all Continents, the Continental Championships Junior and Cadet are treated as if they were held in week number 26 regardless of the actual week number that they are organised in. The points reduction or expiration will therefore be done on Monday of week number 27.

Participation points will be given for Continental Championships Junior and Cadet and World Championships Junior and Cadet. In a Continental Cup Junior and Cadet, a minimum of one contest must be won to get points.

In case of equality of total points, the higher ranking will be decided by:

- The highest sum of the current points from all World Championships.
- The highest sum of the current points from all Continental Championships.
- The highest sum of the current points from all Continental Cups.
- The highest current points from one single event, then, if needed, the second highest, and so on.

Note: For the Youth Olympic Games only the last three criteria above are relevant as there are no World Championships during the qualification period.

If the athletes are still equal the IJF Executive Committee, in the case of Youth Olympic qualification, will make the final decision.

### 3.5 Additional Rules

An athlete is considered to be in the competition only once they pass the official weigh-in.

If an athlete passes the weigh-in and is alone in the category he will get the participation ranking points, if applicable.

Anyone not passing the weigh-in will be removed from the contest sheet. The contest order will be re-numbered. Possible opponents will be moved forward to the next round with a bye. If the opponent wins no other contests, then no WRL points will be given for this bye except participation points (if applicable).

If an athlete, who passed the official weigh-in, does not come to the tatami his opponent must come to the tatami and bow. He will be declared the winner by fusen-gachi and WRL points will be given.

When an athlete loses a contest by a direct hansoku-make for acts against the spirit of judo, ranking points will be assigned for the position that the athlete reached in the competition. However, points, medals and prize money may be removed depending on the results of any further disciplinary action.

If athletes on the senior WRL change their nationality out of the Olympic Qualification period, they will keep all WRL points for seeding purposes.

If athletes on the senior WRL change their nationality during the Olympic Qualification period, they will lose all WRL points and will start with zero (0) points.

If an athlete on the cadet or junior WRL changes their nationality they will keep all WRL points.



스포츠 도시 수원





# ENTRIES AND ACCREDITATION

Entries for IJF events are the responsibility of the IJF Sport Commission and are managed by the IJF IT Team. For assistance on the entries please contact [registration@ijf.org](mailto:registration@ijf.org)



## 4.1 Entries for IJF WJT Events

Only entries of member National Judo Federations will be accepted.

In some exceptional cases, the IJF can, in order to protect an athlete's career, inscribe an athlete into an IJF event, under his/her National Federation Flag or under the IJF flag, according to the specificity of the case.

The name and date of birth of each delegate should match that of their passport. If the person wishes to be known by another name, they should write to the IJF General Secretariat ([gs@ijf.org](mailto:gs@ijf.org)) with copy to [registration@ijf.org](mailto:registration@ijf.org) for approval. If someone has a name change or their name/date of birth is incorrect, the National Federation should send a copy of the valid passport to [registration@ijf.org](mailto:registration@ijf.org) so that their judobase record can be updated.

It is the responsibility of the National Federation to ensure that the athletes are of the correct age for the competition that the athlete wants to enter. Any National Federation entering athletes that are not of the correct age will be subject to an investigation and possible disciplinary action.

National Federations are also responsible to ensure that athletes who participate in the IJF WJT have sufficient technical knowledge (know the terminology and can execute all the techniques in Appendix H) and understand fully the IJF sport and refereeing rules.

An athlete classified in any IJF WRL (either cadet, junior or senior) is not authorised to take part in an international competition of any combat sport, other than judo, unless authorisation has been given by the IJF. The National Federation is responsible for controlling and sending the information on any cases to the IJF General Secretariat ([gs@ijf.org](mailto:gs@ijf.org)). Failure to do so may result in disciplinary action for the National Federation.

The automatic sanction system for athletes who did not ask the IJF for authorisation or did not respect the IJF decision is applicable as follows:

- 1st violation: 2 months suspension from IJF and Continental Unions competitions and other judo activities e.g. training camp.
- 2nd violation: 2 years suspension from IJF and Continental Unions competitions and other judo activities e.g. training camp.

All participating delegates must have a valid IJF card and be inscribed in judobase ([www.judobase.org](http://www.judobase.org)) by their National Federation by the event deadline. Any delegate is eligible to inscribe in a competition provided he is:

- Not under a disciplinary suspension.
- Not under suspension for anti-doping rule violation.
- Not under medical suspension.
- Healthy and fit for competition.
- Do not carry any communicable diseases that may risk other delegates' health.

The President of a National Federation cannot act as a coach or referee during events organised by the IJF.

A National Federation coach can be accredited for ONLY one country per event except when prior permission has been given by the IJF after confirmation that all National Federations involved agree.

Athletes can be entered in **ONLY** one weight category per IJF WRL event. Each person can only be inscribed with one function (i.e. athlete, coach, referee, team official etc.) per event. This rule is not the same for veteran events (Appendix A).

After the deadline changes can be made one to one, like for like, due to injury or illness. For example, an injured athlete can be replaced by another athlete regardless of gender or weight category. An ill team official can be replaced by another team official etc.

The process is as follows:

- Until 20 days before draw, the correct names of the complete delegation (athletes and officials) must be registered online at IJF registration page ([www.judobase.org](http://www.judobase.org)). During the period of Olympic qualification, for events where Olympic qualification points can be earned, no additional athletes (under any circumstances) can be inscribed after this deadline.
- Until 5 days before the start of accreditation if a delegation has replacements and/or cancellations these changes must be entered online at [www.judobase.org](http://www.judobase.org).
- Until start of accreditation, any last-minute replacements or cancellations must be sent to the IJF registration e-mail: [registration@ijf.org](mailto:registration@ijf.org). A confirmation will be sent from the IJF. Emails to [registration@ijf.org](mailto:registration@ijf.org) only cancel the delegate for the competition, for accommodation cancellations you must email the local organising committee directly.

During accreditation, registered athletes can be replaced by other athletes and registered officials can be replaced by other officials.

## 4.2 Cancellation of Athletes

Whenever possible, cancellations should be made before accreditation. Any cancellation of an athlete during accreditation without replacement will result in the following penalty:

- If registered athletes are cancelled during accreditation without previous notification to IJF, a penalty of 100 USD per athlete will apply.
- This penalty will be charged by the IJF to the National Federation.
- The local organiser has the right to charge cancellation fees as detailed in the event outlines.

## 4.3 Number of Entries

For IJF events the number of entries permitted will be limited as follows:

### World Championships Seniors

Each National Federation may enter:

- Up to 9 entries for women with maximum 2 athletes per category.
- Up to 9 entries for men with maximum 2 athletes per category.

There is no open category.

### World Championships Open

Each National Federation may enter:

- Up to 4 entries for women.
- Up to 4 entries for men.

### **World Championships Juniors**

Each National Federation may enter:

- Up to 9 entries for women with maximum 2 athletes per category.
- Up to 9 entries for men with maximum 2 athletes per category.

The host country may enter:

- Up to 14 entries for women with maximum 2 athletes per category.
- Up to 14 entries for men with maximum 2 athletes per category.

However, from the host country only the best results from 9 men and 9 women will be considered for the WRL Juniors and Seniors.

There is no open category.

### **World Championships Cadets**

Each National Federation may enter:

- Up to 10 entries for women with maximum 2 athletes per category.
- Up to 10 entries for men with maximum 2 athletes per category.

The host country may enter:

- Up to 16 entries for women with maximum 2 athletes per category.
- Up to 16 entries for men with maximum 2 athletes per category.

However, from the host country only the best results from 10 men and 10 women will be considered for the WRL Cadets.

There is no open category.

### **World Championships Mixed Teams**

Each National Federation may enter:

- 2 athletes per category.

### **World Masters**

- The top 36 athletes in the WRL in each weight category will be invited. No reserve athletes will be invited.

If an athlete qualifies in more than one category, the National Federation can decide in which category they will take part. The National Federation will be given a deadline for this decision. If they do not decide on time, the IJF will take the decision based on the highest-ranking position and that will be the category that is chosen. No replacement athlete will be invited in the category that is not chosen.

Athletes can only be entered in the weight category for which they have been selected.

The organising country has the right to have a minimum of two (2) athletes in each category. If they do not qualify anyone in the top 36 up to two domestic athletes can participate as the 37th and 38th athlete.

### **Grand Prix and Grand Slam**

Each National Federation may enter:

- Up to 14 entries for women with maximum 2 athletes per category.
- Up to 14 entries for men with maximum 2 athletes per category.

The host country may enter:

- Up to 28 entries for women with maximum 4 athletes per category.
- Up to 28 entries for men with maximum 4 athletes per category.

However, from the host country only the best two (2) results from each category will be considered for the WRL Seniors.

### **Continental Opens and Cups**

There is no limit to the number of athletes from the same country that can be inscribed in a category.

### **Registration Under the IJF Flag**

There is no limit to the number of athletes participating under the IJF flag.

## **4.4 Accreditation**

The purpose of accreditation is to identify people and their roles at events and allow them necessary access to perform their roles.

At least one team delegate must attend on time to confirm the entries of all athletes and officials with a signature on the delegation confirmation list. A delayed appearance or no-show may result in the exclusion of all participants from the draw and the event. In case of unforeseen delay of arrival or cancellation, the National Federation must immediately contact both the organiser and the IJF registration team (registration@ijf.org).

For each official team member from a national delegation (athletes, coach, team official, doctor etc.) an accreditation card is issued by the IJF during the official registration. A delegate should never wear another delegate's accreditation card. The accreditation card remains the property of the IJF and can be withdrawn, with immediate effect, at the IJF's sole discretion.

The accreditation card is valid for the duration of the competition and is the personal identity document of the delegate for all security and access controls. This card contains: last (family) name, first (given) name, country, IJF ID number, a picture and for athletes their weight category and WRL position.

At World Championships and whenever it is necessary to verify the age and/or nationality of an athlete a member of the IJF Sport Commission or its representative will check the passport or national identity card (a high-quality photocopy or scan will also be accepted).

Quota for officials for accreditations (includes team officials, coaches, doctors and physiotherapists):

- One – four (1-4) competitors = three (3) officials.
- Five – nine (5-9) competitors = five (5) officials.
- 10 or more competitors = seven (7) officials.

The accreditations for National Federation president, referee and judoka are not included in the above calculation. The fee for additional team official(s) (who must be inscribed in judobase) is 100 US\$ per accreditation, to be paid to the organisers.

Replacement of lost or forgotten accreditation will be charged at 50 US\$ to be paid to the IJF.

At the accreditation stage the local organising committee must organise at least two stations for financial payments. One for teams with no changes and one or more for teams that need to make changes.



# DRAW

The draw is the responsibility of the IJF Sport Commission.

## 5.1 Draw Regulations

For all IJF World Championships, Masters, Grand Slams and Grand Prix the draw will take place at 14:00 the day before the competition. For other events, such as the Olympic Games and other Multi-Sport events, the date and time of the draw will be agreed by the IJF Sport Commission.

After the closing of accreditation and before the start of the draw the lists of athletes by category will be posted outside the draw room. Any errors or omissions should be reported to the IJF IT Team before the start of the draw.

A maximum of two (2) delegates per National Federation may attend the draw.

Dress code: formal suit (jacket, trousers, shirt and tie for men; jacket, trousers/skirt/dress, blouse for women) and formal shoes.

The draw will be carried out by computer with the use of the IJF software (or other software if IJF authorised) under the direction of the IJF Sport Director assisted by the IJF IT Team and IJF Sport Commission.

The organising committee shall distribute copies of the draw to each participating delegation no later than 30 minutes after the draw is finished.

## 5.2 Seeding for IJF WJT Events

For the World Championships, Masters, Grand Slams, Grand Prix, Continental Opens and Cadet and Junior Continental Cups up to a maximum of the top eight athletes among the entered athletes in each weight category will be seeded based on their IJF WRL position.

For the rest of the draw separation by nations will be respected. However, seeding position will take priority over separation by nation.

For the World Championships Open there will be no seeding only separation by nations.

For the World Mixed Team Championships the top four (4) teams, from the IJF Mixed Teams WRL will be seeded.

In theory, seeding should separate the strongest competitors in each category, so that they meet at as late a stage as possible in the chosen method of elimination.

For example, the best two players should not meet until the final and the top four until the semi-final and the top eight until the quarter-finals.

Where athletes/teams have the same ranking position, the draw system will automatically do a pre-draw to define the athlete seeding position.

Seeding in elimination bracket system is set up in order to have the draw placing the:

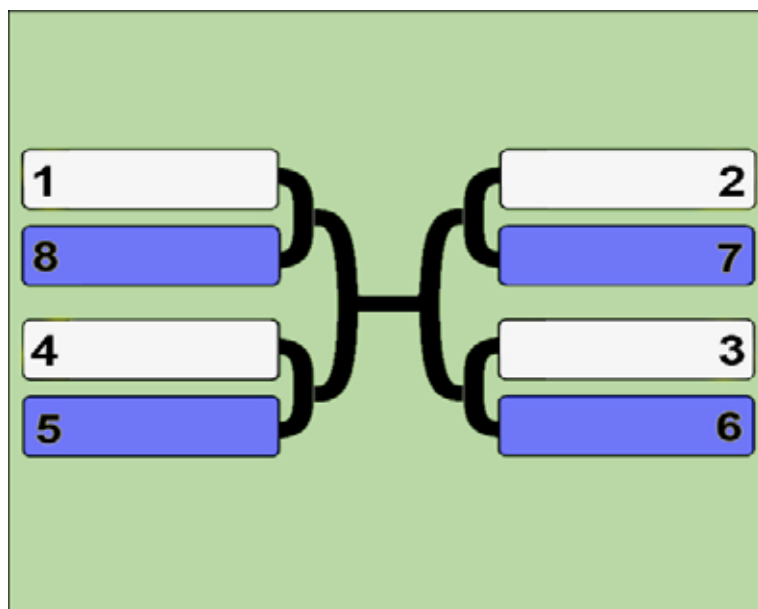
- Number one (1) seed vs. the number eight (8) seed in Pool A.
- Number two (2) seed vs. the number seven (7) seed in Pool C.
- Number three (3) seed vs. the number six (6) seed in Pool D.
- Number (4) seed vs. the number five (5) seed in Pool B.

Seeded athletes are always placed in the same position on the draw sheet.

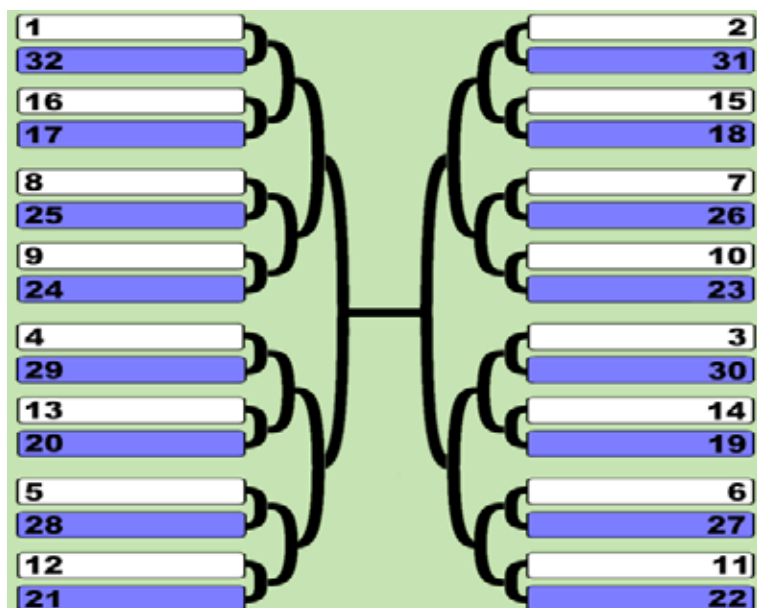
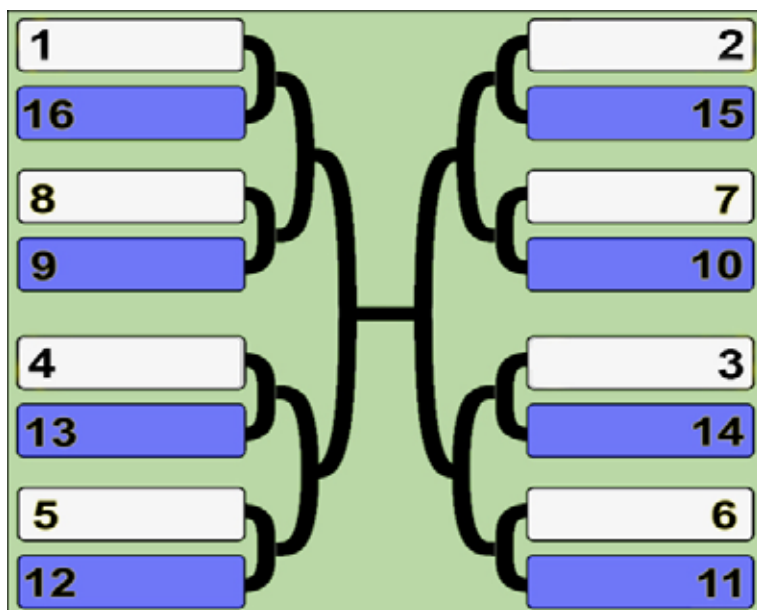
Seeding in the low numbers 3+2 system is set up in order to have the draw placing the number one (1) seed vs. the number five (5) seed in the lower half while the number two (2), three (3) and number four (4) seeds are in the upper Round Robin half.

Seeded athletes/teams, when possible, do not have to compete in the first round.

In a category, seeding position has the priority over nationality division of the athletes. This means that athletes of the same country may end up in the same pool because of their seeding position or because there is no other possible position for them due to the ranking of the other athletes.









# WEIGH-IN AND JUDOGI BACKNUMBER CONTROL

The weigh-in is the responsibility of the IJF Sport Commission. The judogi backnumber control is the responsibility of the IJF Education and Coaching Commission.

## 6.1 Location of the Official Weigh-in and Judogi Backnumber Pre-Control

The judogi backnumber pre-control and weigh-in can take place in one location, in separate rooms, either in the competition venue or in an official hotel allocated by organisers for participating delegations.

From the arrival of the first delegation, a minimum of one (1) set of test scales should be available in a closed room in each official hotel. The test scales must be available daily between 08:00 – 22:00 for athletes to check their weight. The IJF Sport Commission should be informed if there are any issues with the test scales.

## 6.2 Judogi Backnumber Pre-Control

Organisers should provide for the backnumber pre-control a room, with sufficient space, eight (8) tables, ten (10) chairs and volunteers. Large waste baskets should be provided.

The members of the IJF Education Commission will check both judogi (white and blue). They will control any worn-out areas particularly on the collar and lapel, the colour, the IJF official label (obligatory), judogi brand (obligatory), national emblem, advertising, backnumber stitching, any visible stains. This service will start 30 minutes before the unofficial weigh-in. Only if the judogi are compliant with the IJF rules will sponsor labels be given.

## 6.3 Weigh-in Rules

The official weigh-in should be held in separate rooms for men and women with enough calibrated electronic scales showing only one decimal place i.e. 51.9 kg, 154.6 kg. If the official scales show more than one decimal place the additional decimal places must be covered by tape.

If more than one scale is being used, then the weight category to be controlled should be clearly indicated beside that scale. A level solid floor is preferred, but if the room has a carpet the scales should be placed on a large piece of level solid wood.

For IJF events the official weigh-in is organised one day before the competition at 20:00. If for any reason (i.e. Olympic Games opening ceremony) a different time is proposed, it shall be agreed by the IJF Sport Commission.

The official weigh-in period will be between 30 – 60 minutes, the exact times will be published in the event outlines.

Passing the official weigh-in is the responsibility of the athlete. During the official weigh-in only the weight registered on the official scale, for the weight category, will be taken into account.

Athletes are allowed to check their weight on the official weigh-in scales 30 minutes before the official weigh-in commences. There is no limit to the number of times each athlete may check their weight during the time of the unofficial weigh-in.

### 6.3.1 Individual Events Weigh-In

Junior and senior athletes must be within the weight limits of a category in which they are inscribed. There is no tolerance.

In the cadets age category athletes are NOT allowed to remove their underclothing (men – underpants, women – underpants and bra); to compensate an additional 100 grams will be allowed i.e. for the category -44 kg the limit will be -44.1 kg.

### 6.3.2 Female and Male Teams and Mixed Teams Weigh-in

The athletes must be within the weight limits of the category in which they are inscribed.

There is a 2 kg tolerance for athletes who competed in the preceding individual competition (they must have passed the weigh-in for the individual competition) and NO tolerance for athletes who are only inscribed for the team competition.

The details of the weigh-in will be described in the outlines for the event. Event organisers should take into consideration that if an athlete is competing in an individual event the day before a team competition and is not registered in the plus categories they should not have to weigh-in on that day.

During the competition, an athlete may compete in one category higher than the category in which they are inscribed. Before the start of the official weigh-in the coach can update the team list.

## 6.4 Official Weigh-in Procedure

The organisers shall make available a minimum of two national referees/officials per each official scale. One to check the passport and weight of the athlete and one to record the exact weight on the official weigh-in list. An additional official/volunteer should also be available to control the flow of athletes.

To protect the privacy of the athletes, officials supervising the weigh-in must be of the same gender as the athletes.

The IJF IT team in charge of the event shall make available one copy of the weigh-in list for each weight category for the organiser and one copy for the members of the Sport Commission conducting the weigh-in before the scheduled start of the official weigh-in period.

Photography or filming is not permitted in the weigh-in area.

Procedure:

- All coaches and other team delegates must leave the weigh-in room before the start of the official weigh-in.
- Athletes can stand on the scales only once during the official weigh-in period.
- Athletes shall bring to the weigh-in their IJF accreditation card issued for the competition and their passport or an official identification document with photo. Athletes shall present both documents to the official who will verify their identity.
- The official then invites the athletes to stand on the scales.
- Athletes shall weigh-in wearing only underclothing (men – underpants, women – underpants and bra). Any head covering, watches, glasses, socks, jewellery and body piercings must be removed.

- Athletes are allowed to remove their underclothing – without stepping off the scales - to ensure they reach the minimum or the maximum weight limit of the weight category in which they are entered.
- The official supervising the weigh-in shall note and record the weight of the athlete in kilograms to one decimal point i.e. 51.9 kg, 73.0 kg.
- Athletes steps off the scales.

#### **6.4.1 Failure to Appear for the Weigh-in**

Should an athlete fail to appear for weigh-in during the official weigh-in period, this shall be noted beside his name on the official weigh-in list. A weigh-in official and the IJF delegate shall sign the notation. The athlete will be excluded from competing in that weight category.

#### **6.4.2 Failure to Weigh-in Within the Prescribed Limits of a Category**

Should an athlete weigh either above or below the prescribed limits for the category in which he is entered, the exact weight shall be recorded in the usual manner. The weight shall be circled and signed by a weigh-in official, and a member of the IJF Sport Commission and by the athlete himself or a member of his delegation. The athlete shall be excluded from competing in that weight category.

#### **6.4.3 Failure to Comply with Official Directions or with the Requirements of the IJF SOR**

If at any stage during the weigh-in period, an athlete fails to comply with the directions of any weigh-in official or an IJF delegate or fails to comply with the requirements of the IJF SOR, the athlete shall be prevented from participating in the weigh-in and the nature of the infraction brought immediately to the attention of the Sport Director of the IJF.

#### **6.4.4 After Weigh-in Procedure**

Anyone not passing the official weigh-in (through not appearing, failing the weight or failing to comply with official directions) will be removed from the competition and the revised draw sheet will be posted on the official notice board in the warm up area. Their original opponent will pass to the next round and this will be considered their first contest.

### **6.5 Random Weigh-In**

The random weigh-in is the responsibility of the IJF Education and Coaching Commission. Random weight checks for cadets, junior and senior athletes may be organised before the first contests on each day. If the competition has different starting blocks scheduled, then the relevant random weigh-in times can also be different. For IJF WJT events the random weigh-in takes place one hour before the start of the competition each day. The weigh-in will last 45 minutes.

The athletes do not need to bring their passports, as their accreditation is sufficient for identification. The weight of the athlete cannot be more than 5 % higher than the official maximum weight limit of the category. The drawn athletes will be given only one chance for an unofficial weigh in. There will be no random weigh-in for IJF Mixed Team events.

### **6.5.1 Draw of the Athletes (individual events)**

The draw of the athletes will be done by means of software on a laptop, one (1) hour before the start of the competition. This will be done at the place of the IJF IT person running the competition. Four athletes per category (except those that are plus categories) will be drawn.

### **6.5.2 Collecting the Athletes**

The list of named athletes drawn for the random weigh-in will be officially posted on the official notice board placed near the warm up area.

### **6.5.3 Weigh-in Procedure**

Four volunteers (two men and two women) will operate the weigh-in. Two volunteers will identify the athletes and the two others will proceed with the weigh-in in two separate private rooms, one (1) hour before the start of the preliminaries each day. Test scales should be available for the duration of the weigh-in so that the athletes can test their weight before they choose to go to the official weigh-in.

### **6.5.4 After Weigh-in Procedure**

The Sport Director should be informed if an athlete does not pass the random weigh-in (either by not appearing within the time limit, failing the weight or failing to comply with the official's directions). The athlete will not be allowed to take part in the competition and the athlete's opponent will report to judogi control and go onto the tatami where they will be declared the winner by fusen-gachi and the WRL points will be given.

Senior and Junior Women		+ 5 % Tolerance
-48 kg	up to and including 48.0 kg	50.4 kg
-52 kg	over 48.0 kg up to and including 52.0 kg	54.6 kg
-57 kg	over 52.0 kg up to and including 57.0 kg	59.9 kg
-63 kg	over 57.0 kg up to and including 63.0 kg	66.2 kg
-70 kg	over 63.0 kg up to and including 70.0 kg	73.5 kg
-78 kg	over 70.0 kg up to and including 78.0 kg	81.9 kg
Senior and Junior Men		+ 5 % Tolerance
-60 kg	up to and including 60.0 kg	63.0 kg
-66 kg	over 60.0 kg up to and including 66.0 kg	69.3 kg
-73 kg	over 66.0 kg up to and including 73.0 kg	76.7 kg
-81 kg	over 73.0 kg up to and including 81.0 kg	85.1 kg
-90 kg	over 81.0 kg up to and including 90.0 kg	94.5 kg
-100 kg	over 90.0 kg up to and including 100.0 kg	105.0 kg
Cadet Women under 18 years		+ 5 % Tolerance + 0.1 kg allowed for underwear
-40 kg	up to and including 40.0 kg	42.1 kg
-44 kg	over 40.0 kg up to and including 44.0 kg	46.3 kg
-48 kg	over 44.0 kg up to and including 48.0 kg	50.5 kg
-52 kg	over 48.0 kg up to and including 52.0 kg	54.7 kg
-57 kg	over 52.0 kg up to and including 57.0 kg	60.0 kg
-63 kg	over 57.0 kg up to and including 63.0 kg	66.3 kg
-70 kg	over 63.0 kg up to and including 70.0 kg	73.6 kg
Cadet Men under 18 years		+ 5 % Tolerance + 0.1 kg allowed for underwear
-50 kg	up to and including 50.0 kg	52.6 kg
-55 kg	over 50 kg up to and including 55.0 kg	57.9 kg
-60 kg	over 55 kg up to and including 60.0 kg	63.1 kg
-66 kg	over 60 kg up to and including 66.0 kg	69.4 kg
-73 kg	over 66 kg up to and including 73.0 kg	76.8 kg
-81 kg	over 73 kg up to and including 81.0 kg	85.2 kg
-90 kg	over 81 kg up to and including 90.0 kg	94.6 kg





# EDUCATION AND COACHING

Education and Coaching is the responsibility of the IJF Education and Coaching Commission.

## 7.1 Coaches' Code of Conduct

Coaches must respect the Code of Ethics, statutes and regulations of the IJF. In the case of an infringement proven, penalties may range from a simple verbal warning to exclusion of competition.

Coaches are responsible for their athletes' conduct from entering to the event until leaving it, in particular before and after each contest.

Coaches must make sure that their athletes follow the instructions of the organisers, the schedules and different protocols.

Coach positions is provided for each tatami and the coach must remain seated on the chair throughout the contest.

Coaching is authorised only during the pause after mate and before hajime. It is strictly limited to communication with his athlete, for tactical advice, encouragements and instructions.

If a coach gives indications during the contest, he receives a first warning. In case of repetition he will be excluded from the competition area. Any attitude contrary to the spirit of judo will be penalised.

If an accredited coach communicates from the tribunes, his accreditation will be withdrawn, and he will be suspended for the next IJF event.

The coach during the contest must not be in possession of a communication device. If this is the case, it will be excluded immediately from the competition area.

In the event that a coach is sanctioned by a referee, the Referee Director will inform the Director of Education for a sanction to be applied.

Coaches are responsible for their delegation and must educate their athletes. If a delegation does not follow the rules ALL coaches from that delegation will have their accreditation removed for that day and if found coaching from the tribune will be subject to a disciplinary sanction.

## 7.2 Coaches' Dress Code

Coaches must respect the following dress code:

- Draw: formal suit (jacket, trousers, shirt and tie for men; jacket, trousers/skirt/dress, blouse for women) and formal shoes (no sport shoes or flip-flops).
- Preliminary rounds: national tracksuit with trousers reaching down to shoes. Coaches can wear national official short sleeved or long-sleeved T-shirts and sport shoes (no flip-flops).
- For the final block program (TV time): formal suit (jacket, trousers, shirt and tie for men; jacket, trousers/skirt/dress, blouse for women) and formal shoes (no sport shoes or flip-flops).

## 7.3 Contest Review Process

A delegate can request to review a contest at the end of the preliminaries or final block. A form, available from the person in charge of judogi control, must be completed and returned to judogi control. Only one coach can attend and may be accompanied by a translator.



# COMPETITION VENUE

The competition venue is the responsibility of the IJF Sport Commission.

## 8.1 Venue

The competition venue should be large enough to host the event and have adequate seating for spectators, VIPs, delegations and media. For the Olympic Games the seating capacity should be a minimum of 10,000. The venue should be well lit and of a constant temperature of between 18 – 22°C. Information for event organisers can be found in the IJF EOG.

To operate effectively, the venue should be separated into zones for different activities and client groups. Wherever possible, different entry/exit doors and movement flows should be also be established for different groups. If groups have to cross or mix, then it may be necessary to have security to assist with managing this.

## 8.2 Training Venue

The organising committee shall provide training areas and transport for all delegations. The training areas should be sufficient to accommodate the number of participants; it should be adequately ventilated and a temperature of 18 - 22°C maintained. Tatami used in the training venue should be approved by the IJF Head Sport Director. The tatami need to be placed on a resilient floor at ground level. If the floor is concrete, there should be Taraflex (or similar) underneath the tatami. The minimum height above the tatami must be 5 m.

During World Championships and Olympic Games training areas should be provided that are separate from the warm up area.

For Olympic Games and other large Multi-Sport events curtain or screen separation should be provided for privacy between the delegations with sufficient circulation space for coaches and support staff and benches for sitting.

Scales and medical provision must be provided. Additional facilities can include changing rooms with lockers, showers, saunas, fitness equipment and a lounge area with drinks and snacks.

Training times should be coordinated between the organising committee and the delegations.

## 8.3 Warm Up Area and Judogi Control

Check-in and judogi control are the responsibility of the IJF Education and Coaching Commission. The Commission must inform, by email, the IJF General Secretary of any cases where there is a breaching of the rules. The full IJF Judogi Rules can be found in Appendix C.

The warm up area must have the same rules as a dojo. Television cameras may film there so it should be kept tidy with NOTHING on the tatami except the competing athletes warming up. For other activities (eating, resting etc.) alternative spaces will be used. It is a shared space for all athletes to use. Delegations should not guard a space for their team.

There must be a warming up area(s) the size of which will be agreed by the IJF Sport Commission. Tatami used in the warm up area should respect the IJF tatami rules (see 8.6). The tatami need to be placed on a resilient floor at ground level. If the floor is concrete, there should be Taraflex (or similar) underneath the mats.

The minimum height above the mats must be 5 m. The main purpose of the tatami is for the athletes competing that day to warm up and there will be a strict nothing on the tatami policy.

The IJF Sport Commission will restrict warm up area access to those athletes that are competing that day. If there are no other training venue(s) then non-competing athletes will not be allowed to access the warm up area until two (2) hours after the start of the competition.

Screens showing the contest order and live contests should be available in both the warm up area and the judogi control areas so that coaches and athletes can always follow the competition.

A notice board should be placed in or near the warm up area so that information for the delegations can be displayed.

For the first contests of the day the athlete must be at the judogi control ten (10) minutes before the official start time. If they do not arrive at the appointed time their coach will not be allowed to enter the field of play.

For the next rounds athletes must pass judogi control and be on time for their contests. If they do not arrive on time the 30 second rule will be applied (see Appendix D, Article 19). Athletes arriving during the 30 second countdown will not be allowed to have their coach accompany them onto field of play.

If any athlete is not able to continue in the competition the Sport Director must be informed immediately. The IJF Medical Commission delegate will verify the withdrawal if it is due to a medical reason.

### 8.4 Athlete Seating and Facilities

The athlete tribune, changing rooms, toilets and other facilities etc. should be as close as possible to the warm up area.

### 8.5 Entry to and Exit from Field of Play

The venue speaker(s) announce the players as they enter the field of play and also the result of the contest. The athletes go onto the tatami on the side opposite that of the technical table. If the athletes walk from the left the first athlete called is the one in the blue judogi followed by white. If it is from the right the first athlete called is the one in the white judogi followed by blue.

In individual competitions an athlete can be accompanied onto the field of play with one coach and one doctor who must follow the dress code (for team competitions refer to section 2).

Athletes must enter and leave the field of play wearing their judogi in the proper way. It is not allowed to remove any part of the judogi or the belt or to add items of clothing or accessories (caps, sunglasses etc.) until the athlete has left both the field of play and the mixed zone.

The wearing of athlete prescription glasses in the field of play will be permitted but they must be removed before entering the tatami.



If an athlete refuses to leave the tatami at the end of the contest, in serious cases both the athlete and the coach may be subject to a suspension of up to one year.

Religious, political, personal or commercial connotation is prohibited for everyone on the field of play.

## 8.6 Field of Play and Competition Area

A minimum of three entrances to the field of play are needed to run the competition and if there are less than this, it must be approved by the IJF Sport Commission. The contest areas are numbered from left to right from the side where the technical table is located.

Each competition tatami is divided into two zones: the contest area and the safety area. Each area is a different colour with sufficient contrast to avoid misleading edge situations. The IJF Sport Commission must agree the number of contest areas required. The contest area for IJF events shall be a minimum of 8 m x 8 m and a maximum of 10 m x 10 m. The safety area shall be a minimum of 3 m. Where two or more adjoining contest areas are used, a common safe zone may be used to satisfy the minimum distance of 4 m between them. A free zone of 50 cm minimum must be maintained around the entire competition area. Any requests to change the size of the contest and safety area must be approved by the IJF Head Sport Director.

All tatami for IJF events must be IJF approved (the list of official suppliers is available at [www.ijf.org](http://www.ijf.org)). Each tatami should measure 1 m x 2 m x 5 cm and be made of pressed foam. They must be firm under foot, have the property of absorbing shock during ukemi, and not be slippery or too rough. The tatami need to be placed on a resilient floor at ground level. The elements making up the floor surface must be aligned without space in between; the surface must be smooth and fixed in such a way that the individual mats cannot be displaced. If the floor is concrete, there should be Taraflex (or similar) underneath the mats. The minimum height above the tatami must be 12 m from the lowest hanging object.

The official tatami colours, for IJF WJT events, are yellow (123C) and red (1795C). Any other colours proposed by the local organising committee must be approved by the IJF before use. If a tatami needs to be changed, reserve tatami should be available close to the field of play.

For Masters, World Championships Seniors and Olympic Games, the contest area shall be 10 m x 10 m with a minimum common safety area of 4 m and a minimum exterior safety area of 4 m. This size is also recommended for Continental Championships.

Any decoration on the tatami, such as the host city name, year or event logos, can only be placed on the safety area, never on the contest area. This decoration should not be slippery.

The local organising committee must give the IJF all TV feeds for the refereeing CARE system, live streaming and TV archives. Refer to the EOG for further information.

For each competition area there shall be two (2) scoreboards that indicate the scores horizontally, placed outside the competition area where they can be easily seen by the competitors, referees, commission members, officials and spectators. Manual scoreboards, manual timers, bell or similar audio device and flags (yellow and green) must be available as backup.

When using several competition areas at the same time - the use of different audible signals is required. The time signal must be loud enough to be heard over the noise of the spectators.

The local organisers must have a set of reserve radios in case there are any issues with the IJF ones.

For certain events e.g. Olympic Games the tatami may be placed on a solid platform. The platform must be made of wood or a similar material. It must be one metre wider and longer than the tatami dimensions. The height will depend on the sightlines in the sport hall. When using a platform, the exterior safety area must be 4 m.

### 8.7 Officials

All refereeing matters are the responsibility of the IJF Refereeing Commission. Refer to the IJF Refereeing Rules in Appendix D. A draw system is used for the referees to ensure neutrality and contest shall be conducted by one referee and two judges of different nationalities to the two competing athletes. One referee on the tatami with a radio communication system is connected to the IJF Supervisors and Referee Commission Members. Two technical officials are required per tatami for timing and scoring.

### 8.8 Medical

All medical matters are the responsibility of the IJF Medical Commission. Refer to the IJF Medical Handbook in Appendix E.

### 8.9 Media

All media matters are the responsibility of the IJF Media Director. It is expressly forbidden for all media including photographers to live stream at any time during the draw, competition or any other official IJF activity. They are not allowed to film, or photograph injured or bleeding athletes anywhere in the venue. Mobile devices must not be used for any function while mat side.

Media are not allowed to access the warm-up area unless special access has been granted from the IJF. This must be proposed and granted by the IJF at least two weeks before the competition. Any member of the media who does not follow the above risks losing their accreditation and access to the competition.



## 8.10 Awarding Ceremonies

Each athlete who has won a medal must be present at the ceremony to receive their medal personally. The athlete should go to the awarding area immediately after their medal contest. Any athlete who is absent from the awards ceremony without a good reason may forfeit the medal and prize money.

Athletes must attend the medal ceremony barefoot, without any hat, cap or any similar head covering and wearing their IJF approved white judogi that conforms to the IJF judogi rules with special attention being paid to the publicity rule. If it is not clean, then they must wear a reserve judogi.

It is strictly prohibited for athletes on the podium to have a mobile phone (or similar device), national flags or similar items other than those on their judogi. Any demonstration with religious, political, personal or commercial connotation is also prohibited.

For each event the amount of prize money can be found in the outlines. For the prize money to be paid, each medallist must bring a copy of their passport and their personal tax number to the awarding ceremony. Prize money will be given to the athletes who are then responsible to give 20% to their coach.

Athletes must also be available for interview after the last awarding ceremony if requested by the IJF Media Team. If they do not attend disciplinary action may be taken.

The flags should be hung from left to right - silver, gold, bronze A, bronze B. For a double hansoku-make in the final the flags should be hung silver A, silver B, no flag, bronze A, bronze B.

## 8.11 Delay, Postponement or Cancellation of a Competition

In the event of a delay (a competition has not started at its scheduled start time or is interrupted after the scheduled start) the competition will be restarted if it can be completed within the scheduled session or an extended session.

If there is a postponement (the competition which was underway cannot be completed within the scheduled session timings or in an extended session) or a cancellation (the competition cannot be rescheduled prior to the end of the event) the IJF Ad Hoc Commission will decide the best course of action.



# REGULATIONS FOR VETERANS

The IJF Veterans Commission is responsible for all IJF veteran activities.

## A1.1 Organisation

The Veteran Championships should be a sport festival, a sport competition and a social event. The aim of the event is to add value to judo as a forever lifestyle, judo for all and to create a platform according to which judo practitioners live following the principles and morals taught by Jigoro Kano. The expected outcome is to bring and keep the International Judo Veterans Family together to unite them, to share experiences and to keep the spirit of judo alive.

All rules are based on the IJF SOR, but there must be some tolerance towards those paying their own costs in order that they can still follow and support the sport of judo.

The championships will take place, as far as possible, in a resort or a city that is a tourist venue, as the IJF want to merge the judo event with a family and social event.

As the event is very popular, the organisers should use a venue that can accommodate up to five mats.

The local organisers must provide a set of radios for the referees and IJF Veterans Commission.

## A1.2 Competition Rules for Veterans

The IJF competition rules will apply with the exception of modifications made to age divisions (section A1.4), category combining (section A1.7), contest and golden score duration (section A1.6) and judogi (section A1.11). A registered competitor can use their athlete accreditation to coach. An additional coach accreditation is not required. Any athletes who chooses also to coach their colleagues and then don't follow section 7.1 Coaches' Code of Conduct risk being removed from the competition (i.e. no longer allowed to compete if applicable).

## A1.3 Eligibility to Participate

All the following conditions must be met in full for an individual to be considered eligible to participate in these championships.

- Not under a disciplinary suspension.
- Not under suspension for anti-doping rule violation.
- Not under medical suspension.
- Healthy and fit for competition.
- Do not carry any communicable diseases that may risk other delegates' health.
- Hold a current and valid licence (membership) issued by a National Federation currently affiliated to the IJF.
- Pay the appropriate entry fees in full before the deadline set in the event outlines.
- Check in at registration (see schedule of Registration in the event outlines).
- Meet the specific weigh-in requirements.
- Provide photographic proof of their identity and date of birth using a valid current passport or a current national I.D. Card.
- All players must have obtained the minimum grade of first kyu.

During the registration, athletes have to present their medical certificate to compete, issued (maximum 30 days before the start of, and valid for the full length of the championships) by an authorised body of the country they represent.

Certificates must be issued in or translated to one of IJF’s official languages (English, French, Spanish).

The minimum age for participation in the World Veterans is to be 30 years or over in the year of the event. This defines the age at which players first become eligible to compete. Once a player has become eligible, they will be allocated into their appropriate five-year age category i.e. M1/F1 will consist of competitors who have their 30<sup>th</sup>, 31<sup>st</sup>, 32<sup>nd</sup>, 33<sup>rd</sup> or 34<sup>th</sup> birthday and the M2/F2 will consist of players who have their 35<sup>th</sup>, 36<sup>th</sup>, 37<sup>th</sup>, 38<sup>th</sup> or 39<sup>th</sup> birthday at any date during the year of the World Championships.

The nationality of competitors will be taken as that which is indicated in their current passport or current national identity card.

**A1.3.1 Event Inscription**

All participating delegates must have a valid IJF VETERAN card and be inscribed in judobase ([www.judobase.org](http://www.judobase.org)) by their National Federation by the event deadline. (the deadline closing is 20 days before the start the event).

**A1.4 Age Divisions for Veterans**

Players will be allocated an Age Division based on:

- a) Meeting the entrance criteria of a minimum of 30 years of age within the year of the event and,
- b) Their date of birth in line with a five-year age range:

Age division	Actual Age (in the year of the event)
F1/M1	30 - 34
F2/M2	35 - 39
F3/M3	40 - 44
F4/M4	45 - 49
F5/M5	50 - 54
F6/M6	55 - 59
F7/M7	60 - 64 (no shime-waza)
F8/M8	65 - 69 (no shime-waza)
F9/M9	70+ (no shime-waza)

In order to facilitate the best possible application of the category combining policy (section A1.7) in situations of potentially a small number of entries and all the female categories will be held on the same day.

**A1.5 Weight Categories for Veterans**

The weight categories are the same as those for senior men and women.

## A1.6 Time Duration of Contests for Veterans

Duration (minutes) for individual events will be as follows:

- M1/F1 to M6/F6: three (3) minutes.
- M7/F7 and over: two and a half (2.5) minutes.

Age range	Age Division	Contest Duration	Golden Score
30-59	M1/F1 to/including M6/F6	3 minutes	No limit
60-79	M7/F7 to/including M9/F9	2.5 minutes	1 minute*

\*If a tie exists at the end of the 1-minute golden score time, the referee, in consultation with the table jury will determine the winner without calling hantei.

## A1.7 Category Combining for Veterans

A Technical Official from the IJF will delegate responsibility to a suitable individual, representing the Host Organisation, who will be responsible for operating the category combining policy. This policy applies to all weight categories within all age divisions.

Category combining may only be applied to categories where there are less than three entrants. If category combining cannot be achieved safely and according to the guidelines, then a pool of two elimination system may be considered. The best of three contests between the two players, if the result is 2-0 then the third contest will not be fought.

- Combining within the same age division - competitors should remain within their age division if possible.
- Combining using weight categories – competitors should only be combined with other competitors who are no more than one weight category lighter or one weight category heavier. Special consideration should be given to the actual weight differences when dealing with the lightest and the heaviest female and male categories (as a guideline a maximum of 10 kg actual difference when combining the lightest weight category and a maximum of 20 kg actual difference when combining the heaviest weight category should be considered as a limit unless there are other compensatory factors such as experience etc.). Weight should be the primary consideration when moving players about within their own age division or combining them with other age divisions in accordance with the guidelines below.

Age divisions:

- Competitors in age divisions M7 or F7 and above (M8/F8 and M9/F9) may only be combined with other competitors who are no more than one age division higher or more than one age division lower i.e. competitors in M7/F7 may only be combined with competitors from M6/F6 or M8/F8.
- Competitors in divisions M6 or F6 may be combined with competitors no more than one age division higher or two age divisions lower. i.e. M7/F7, M5/F5 and M4/F4.
- Competitors in divisions M5 or F5 may be combined with competitors no more than one age division above or two age divisions below i.e. M6/F6, M4/F4 and M3/F3.

- Competitors in divisions M4 or F4 may be combined with competitors no more than two age divisions above or two age divisions below i.e. M5/F5, M6/F6, M3/F3 and M2/F2.
- Competitors in divisions M3 or F3 may be combined with competitors no more than two age divisions above or two age divisions below i.e. M4/F4, M5/F5, M1/F1 and M2/F2.
- Competitors in age divisions M2 or F2 may only be combined with competitors two age divisions above and one age division below i.e. M3/F3, M4/F4 and M1/F1.
- Competitors in age divisions M1 or F1 may only be combined with competitors in two age divisions above i.e. M2/F2 and M3/F3.

## Age Division

M1/F1  
M2/F2  
M3/F3  
M4/F4  
M5/F5  
M6/F6  
M7/F7  
M8/F8  
M9/F9

## Higher Age Division

M2/F2 M3/F3  
M3/F3 M4/F4  
M4/F4 M5/F5  
M5/F5 M6/F6  
M6/F6  
M7/F7  
M8/F8  
M9/F9  
N/A

## Lower Age Division

Not applicable  
M1/F1  
M1/F1 M2/F2  
M2/F2 M3/F3  
M3/F3 M4/F4  
M4/F4 M5/F5  
M6/F6  
M7/F7  
M8/F8

## A1.8 Draw for Veterans

The draw for the individual weight categories will take place at 19.00 hours on the day before the competition. Information on the exact location of the individual weight category draws will be displayed in registration.

A complete list of competitors who have successfully fulfilled the weight requirements will be displayed outside the room where the official draw will take place a minimum of 15 minutes prior to the draw starting.

Team officials from each country (or individual athletes) must check this list to ensure that all their competitors are on the list in the correct age division and weight category. The IJF Veterans Commission take no responsibility for someone who is not included in the draw because they were missing from the list, and no one from the delegation checked.

## A1.9 Seeding for Veterans

In the veterans' event, there is no seeding, because competitors move into a new age category every five years and therefore enter in a new group of competitors.

## A1.10 Weigh-in for Veterans

The weigh-in will take place the day before the competition as indicated in the outlines. There is no random weigh-in for veterans.

## A1.11 Judogi Rules for Veterans

From 2020 all athletes MUST compete wearing a white or blue IJF approved judogi and belt (see IJF website for the list of suppliers). The judogi and belt must conform to the rules in Appendix C.

## A1.12 Backnumbers for Veterans

The backnumber must conform to the rules in Appendix C.

## A1.13 Competition System for Veterans

The type of competitions system to be applied in the competition will depend on the number of entries as follows:

Competition systems according to number of participants:

- 6 and more entries: double repechage
- 3, 4, 5 entries: round robin
- 2 entries: best of 2 contests, if 1-1 the third contest will decide.

In case the number of participants in a category is not sufficient, (age and/or weight) categories will be combine according to IJF SOR.

All the contests in any one age division will be held on the same day.

The IJF do not have team events for veterans. If other organisations choose to hold team events the rules should be clearly defined in the event outlines.

## A1.14 Awarding of Medals for Veterans

Medals will only be awarded to competitors who have actually fought in the category. The number of players competing determines the eventual medal allocation.

The medal distribution rule is as follows:

- One player - no medal will be awarded (the competitor will receive a participation medal from IJF. There will be no flag, national anthem during this awarding ceremony)
- Two players – two medals awarded only if the second placed player has won at least one contest. In the case of no contest won there will only be one medal awarded.
- Three players – three medals will be awarded only if the third-place player has won at least one contest. In the case of no contest won there will only be two medals awarded
- Four players – three medals awarded
- Five players – three medals awarded
- Six or more players – four medals awarded

If a category has been combined the only medals awarded will be the one set of medals for the competitors in that combined category.

Awards for the recognition of exemplary behaviour that promotes the spirit of judo and/or fair play may be awarded at the discretion of the IJF Veterans Commission.





# REGULATIONS FOR KATA

The IJF Kata Commission is responsible for all IJF kata activities.

## B1.1 Eligibility to Participate

There are five officially recognised kata for the IJF Kata World Championships:

- Nage-no-kata.
- Katame-no-kata.
- Ju-no-kata.
- Kime-no-kata.
- Kodokan Goshin-jutsu.

The IJF Kata Competition Rules will be used to judge the kata with reference also to the official Kodokan kata textbooks and video.

Senior category:

Each Federation may enter in the competition a maximum of 10 pairs and a maximum of 3 pairs in a kata. The competitors can only participate in one kata. They will have the opportunity to do one of the following kata: Nage-no-kata, Katame-no-kata, Ju-no-kata, Kodokan Goshin-jutsu and Kime-no-kata. Participants are to be minimum 16 years of age in the year of the competition. They shall have a minimum of 1<sup>st</sup> Dan. Pairs may be formed of either two (2) males, two (2) females, or a male and a female.

U-23 category:

For the U-23 age category both tori and uke will have to be under 23 years old and at least 16 years old in the year of the competition. A pair can do one kata between Nage-no-kata and Katame-no-kata. They will also have the opportunity to perform in two (2) kata, Nage-no-kata and Katame-no-kata. Participants will have the opportunity to play the same role in the second kata or reverse roles or to do the second kata with a different partner. Each Federation may enter in the competition a maximum of three (3) pairs in a kata. The competitors shall have a minimum of 1<sup>st</sup> Dan. Pairs may be formed of either two (2) males, Two (2) females, or a male and a female.

Competitors can only enter one age category.

Nationality - Refer to section 1.8 Competitors must have a minimum of 1<sup>st</sup> Dan and be at least 16 years of age on 1 January of the year in which the competition is organised; there is no upper age limit.

## B1.2 Accreditation

The times and place for check-in and accreditation will be specified in the event outlines.

Number of accreditations for officials:

One – three (1-3) pairs: five (5) officials

Four – seven (4-7) pairs: ten (10) officials

## B1.3 Draw

The draw to establish the groups and the sort of each group will be done the day before the competition. The pairs medallists from the previous World Championships will be considered seeded and will be divided into two groups. The draw of the finals will be done in the sports hall after the preliminary rounds.

## B1.4 Competition Formula

Each kata will be divided into two (2) groups: the top three (3) pairs with the maximum points from each group (that is six pairs for each kata) will compete in the finals. Three (3) or four (4) mats will be used for the preliminary rounds and three mats for the final. If the number of pairs is less than ten (10), there will be only one (1) group: the top six (6) pairs from the group will compete in the final. For each kata, the pair with the maximum points in the final will be awarded the gold medal, the pair with the second most points will be awarded the silver medal; and the third pair, the bronze medal.

## B1.5 Judges and the System of Judging

The contests will be judged by IJF qualified kata judges. The number of judges per National Federation is limited to:

Participating countries may enter four (4) judges.

Non-participating countries may enter two (2) judges.

A judge cannot be a competitor.

The judges have to attend the technical meeting the afternoon before the first day of competition to confirm participation as judge in these championships. Time and place are stated in the event outlines.

There are five judges and they will award points on the official IJF scoring sheet. For each technique, the total score of three judges will be totalled to produce the score for the technique: the maximum score and the minimum score for each technique will be cancelled. The final score of the whole kata will be the sum of the score totalled by the judges for each technique.

The evaluation of every technique of kata must consider the principle and the opportunity of execution: the evaluation (including the opening and closing ceremony) has to be comprehensive. In the Nage-no-kata, right and left techniques will be evaluated comprehensively (only one score).

The five judges will be positioned on the shomen side and they will sit at approximately 1.5 m apart. The rule of neutrality will be applied so the judge must be of a different nationality than the competing pair. The position of the five judges will be the same throughout the competition. If a judge is temporarily replaced, he will take place in the same original position when he returns to the competition. The judges must take up their position before the arrival of the pair in the competition area.

The pair enters and leaves the mat at the opposite side of shomen: the start and end of kata (opening and closing ceremony) is at an 8 m or 10 m distance apart depending on the dimension of the tatami (bow to the tatami). Any behaviour of tori or uke inside the competition area that is contrary to the spirit of kata will reduce the score of the ceremony.

In case of equal score between pairs, the following criteria will be applied considering the scoring sheets of five judges:

Total value of big mistakes - the pair who makes fewer mistakes wins.

If still equal, total value of medium mistakes will be considered - the pair who makes fewer mistakes wins.

If still equal, total value of small mistakes will be considered – the pair who makes fewer mistakes wins.

The pair who has the better score will win.

If two pairs, both placing 3<sup>rd</sup> in the eliminations (or 6<sup>th</sup> place in case of only one (1) group) are still equal after all the above-mentioned criteria, both pairs will qualify for the final. If two pairs placing 1<sup>st</sup>, 2<sup>nd</sup> or 3<sup>rd</sup> during the final are still equal after the above-mentioned criteria, the kata will be repeated so that the medal can be assigned.

## **B1.6 Competition Area**

The competition area dimension is 10 m x 10 m or 8 m x 8 m and shall be covered by tatami. A strip of visible coloured adhesive tape, approximately 5 cm wide and 50 cm long, shall be fixed on the centre of the competition area 6 m apart, to indicate the starting position of tori and uke. The centre of the competition area shall be indicated with a strip of adhesive tape of the same colour. The safety area between and around the mat must be a minimum of 2 m.



# IJF JUDOGI RULES

Judogi control during IJF events is the responsibility of the IJF Education and Coaching Commission.

## C1.1 IJF Approved Judogi

- Competitors participating in IJF official events should comply with the IJF Judogi regulations.
- National Federations of the competing athletes are responsible for ensuring that the athletes are wearing approved IJF judogi that comply with the IJF judogi rules.
- The list of IJF approved judogi suppliers is available at <https://www.ijf.org/supplier> list.
- The judogi consists of a jacket and a pair of trousers and must be worn with a belt. The brand of both the jacket and trousers must be the same. The belt can be of a different brand approved by the IJF. The belt can be a different brand that is approved by the IJF. If the athlete wears a belt of a colour other than black, it must be made of a flexible material and is exempt from having the official IJF label.
- Female competitors shall also wear a white T-shirt, with a round neck.

### C1.1.1 Backnumber Pre-Control (refer to section 6.2)

The backnumber pre-control will take place the day before the competition of the categories concerned. Athletes have to bring both judogi (white and blue), for an unofficial control for the IJF official label (obligatory), judogi brand (obligatory), national emblem, advertising and backnumber. This service will start 30 minutes before the unofficial weigh-in and will finish at the end of the official weigh-in. Only if the judogi are compliant with the IJF rules will sponsor labels be given.

If an athlete fails to show up for the judogi backnumber pre-control the day before their competition, without a valid reason, the athlete will not be allowed to have a coach in the chair.

If an athlete does not have their judogi due to it being lost or stolen, on production of an airline (or train) lost baggage claim or a police report, reserve judogi will be given and the coach permitted to sit in the chair.

### C1.1.2 Consequences of Failing Judogi Control

On each competition day the official judogi control will take place for each contest. Athletes and their coaches have to arrive together at judogi control. If the coach arrives late, he will not be allowed to accompany his athlete. However, if the coach is not present for a valid reason (such as coaching another athlete at the same time) they will be allowed to join the athlete later. Athletes must arrive at judogi control wearing their judogi exactly as it should be to enter the tatami. Footwear is permitted at this point.

The markings of the logo, emblem and advertising etc. have to be made with a material that does not prevent good judo practice. It is not permitted to cover up/patch any part of the judogi or belt with tape, stickers or other material such as a sewn patch except under particular circumstances agreed by the IJF Executive Committee.

Following the contest order that shall be displayed in the judogi control area, the Education and Coaching Commission is responsible for calling the athletes to the judogi control area. The local organising committee must provide a public announcement system for this purpose. Athletes and their judogi shall be checked prior to each contest ensuring that they are in accordance with the IJF judogi rules. If the judogi does not comply with the current judogi rules the athlete will wear a reserve judogi and cannot have a coach in the chair for that contest.



The IJF Ad Hoc Commission will make a decision on the consequences for an athlete who deliberately avoids passing through judogi control and goes to the tatami.

### C1.1.3 Judogi Control Verification Positions

Each athlete is obliged to have his judogi controlled before each contest. A specific zone is provided for this purpose.

Before any control, officials must ask the athletes if they are ready to be checked. If the athlete refuses to apply the rules, he will be excluded from the competition.

Control position 1 (see picture 10)

The athletes to be checked need to be in a standing position. The arms must be straight put in front at chest height, palms open, fingers pointed upwards. Thumbs and forefingers of both hands should be in contact with each other to form a triangle.

Control position 2

Athletes must be in a standing position with their arms straight down by the side of their body with open hands as close to the body as possible.

### C1.1.4 Judogi Control Procedure

1. Competitors' judogi must be dry, exempt from stains, must not show any worn-out signs, particularly on the collar and the lapel. If the condition of the judogi is assessed as unsatisfactory, the athlete must wear a spare judogi.

2. The "IJF Approved" label (approved by the IJF - picture 1) on the jacket, the trousers, and the belt is controlled with a UV lamp.

3. The "IJF Official Supplier" logo of the judogi manufacturer (IJF official judogi supplier - picture 2) must appear on the jacket, the trousers and the belt. The brand of the judogi manufacturer must be identical for the jacket and the trousers and the judogi should be of a uniform colour. The brand of the belt can be different to that of the judogi.

4. The backnumber (picture 8) must comply with the rules and be ordered via a supplier recognised by the IJF: [www.officialbacknumber.com](http://www.officialbacknumber.com) or [www.mybacknumber.com](http://www.mybacknumber.com). The name of the athlete on the accreditation card has to correspond with the name on the backnumber (picture 8).

5. Only the national emblem can appear on the left-hand side of the jacket at chest level (picture 5, see C1.4).

6. Control of the corresponding advertising, including the advertising reserved for the athlete (picture 6).

7. The length of the sleeves must completely cover the wrist bone (head of the ulna - picture 10).

8. The internal distance between the arm and the sleeve (checked with the sokuteiki - picture 10).



9. The size of the jacket (picture 10), the vertical distance between the top of the breastbone and the point of intersection of the jacket lapels (picture 11), the length of the skirt (image 10).

10. The length of the trousers (the malleolus must be visible and accessible to check the length of the trousers - picture 12).

11. The size of the belt (picture 13) will be checked.

12. All protections (knee pads, elbow pads, shin guards, etc.) will be checked. The protections cannot be composed of or have the slightest metallic or rigid element. Judoji control is done with the protection worn by the athlete. Protections cannot be put on after the control.

13. Athletes can wear, from waist (below belt level) to knee length, underwear or shorts. It is forbidden to wear tights. Protective pads for the arms or legs level must be of soft material and not be visible.

14. Long hair must be tied up out of the way and not prevent the grip of the opponent. The nails of the feet and hands must be cut short.

In case the first judogi control is not conclusive, only one more control will be allowed.

## C1.2 IJF Label

Each jacket and trousers must have an unforgeable optical label (see picture 1) which certifies that the judogi complies with the current IJF rules.



The label is fixed:

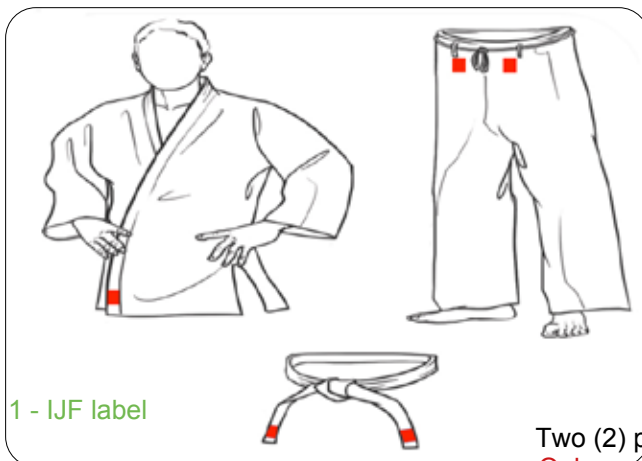
- On the bottom of the jacket, front left side, near or in the reinforced edge.
- On the top front side of the trousers, close to the centre.
- At one of the two edges of the belt.

One (1) possible location

Only one (1) logo allowed

Two (2) possible locations

Only one (1) logo allowed



Picture 1 - IJF label

Two (2) possible locations

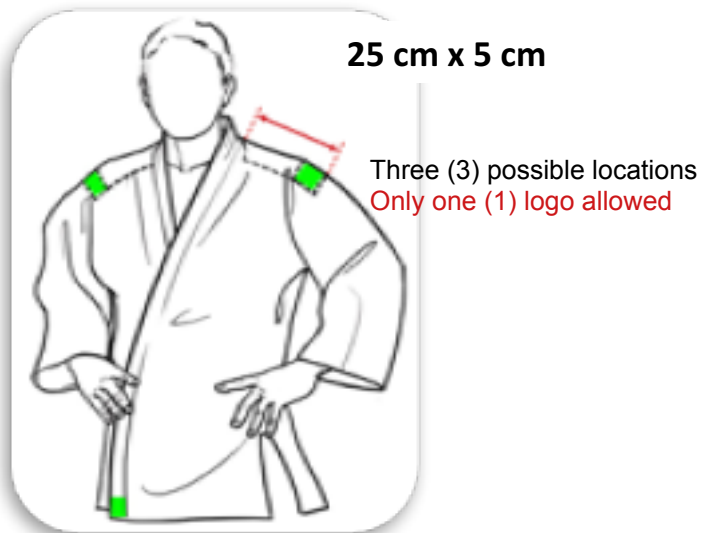
Only one (1) logo allowed

### C1.3 Location of the Manufacturer's Logo

Only one manufacturer's logo per clothing item is allowed (jacket, trousers, and belt). It must be a maximum of 30 cm<sup>2</sup>.

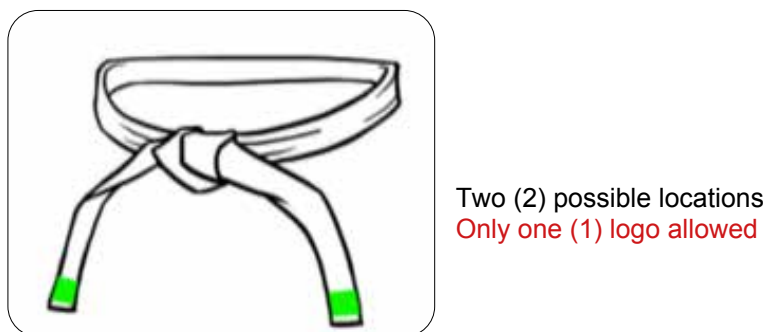
It should be fixed:

- On the jacket in a visible area either on the bottom, front left side, near or in the reinforced edge or at the bottom edge and inside the publicity zone (25 cm x 5 cm) permitted on the shoulders (see picture 2).



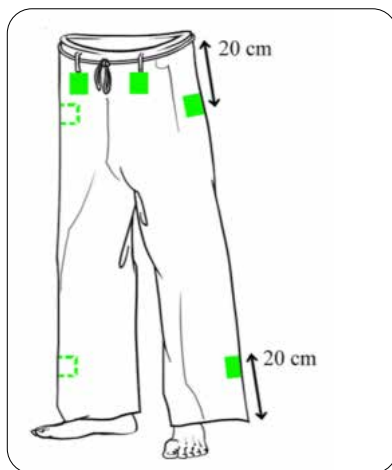
Picture 2 - Location of the manufacturer's logo on the jacket

- On one of the two edges of the belt, in a visible area, maximum 9 cm<sup>2</sup> (see picture 3).



Picture 3 - Location of the manufacturer's logo on the belt

- On the trousers, in a visible area either at the top, at the front side or outside (maximum 20 cm from the waist string) or at the bottom, on one of the two trouser legs at the front side or outside, a maximum of 20 cm from the bottom of the lower edge of the trousers (see picture 4).



Six (6) possible locations  
Only one (1) logo allowed

Picture 4 - Location of the manufacturer's logo on the trousers

## C1.4 National Emblem

This must be the official identification of a nation, a National Olympic Committee or an IJF affiliated National Federation. Mention of an institution is not allowed. No commercial brand can be associated to it. It is fixed on the left-hand side, at the chest level (see picture 5) with a maximum surface of 100 cm<sup>2</sup>. It can also appear in the publicity space (see picture 6).



One (1) possible location  
Only one (1) emblem allowed

Picture 5 - Location of the national emblem on the jacket

## C1.5 Advertising

Advertising reserved for National Federations (see picture 6 n° 2) is authorised only on the jacket. It must respect the practical provisions of IJF. The advertising cannot mention political, denominational or sport organisations other than the IJF, its Continental Unions, member National Federations, their organisations and affiliated clubs. It is not authorised to promote, in advertising spaces, tobacco, alcohol, any prohibited substance listed in the list of products prohibited by the World Anti-Doping Agency, or any product, article or service contrary to morality or good ethics. Betting companies and organisations responsible for betting are not authorised.

On the visible part of the jacket the advertising can appear in 4 advertising spaces:

- On the sleeves, inside the surface of maximum 10 cm x 10 cm, situated at 25 cm from the lower part of the collar.
- On the shoulders, a stripe of 25 cm x 5 cm. The stripe must be calculated from the lower part of the collar down the sleeve.
- A maximum of 4 different publicities are permitted. Only one publicity is allowed per space.

## C1.6 Additional Advertising Reserved for the Athlete

On the judogi jacket (right-hand side lapel only) there is an advertisement space reserved for the athlete (see picture 6 n° 1). It must be a rectangle of 10 cm x 5 cm maximum, either a vertical or horizontal orientation is allowed.

Unless there is a specific agreement with the National Federation, the advertising cannot conflict with the brand of judogi that the athlete is wearing, the sponsors of the National Federation and if the sponsor of the National Federation has multi-activities, in the area concerned by the sponsorship.

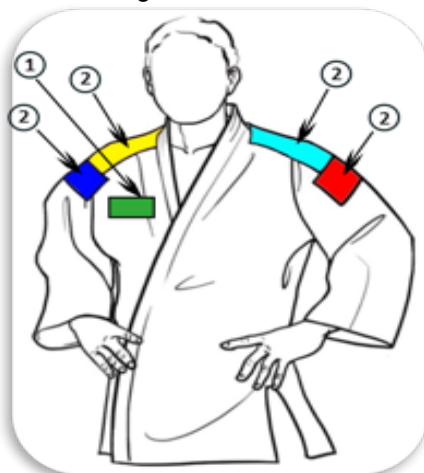
This advertising shouldn't be an organisation that is in competition with the National Federation unless it is agreed with the National Federation.

It is not permitted, in the advertising spaces, to promote tobacco, alcohol, any prohibited substances listed in the Prohibited List of the World Antidoping Agency, or any product, goods or service contrary to morality or good ethics. Betting companies and organisations responsible for betting are not authorised.

Picture 6 - Location of the advertising

1. Advertising reserved for the athlete

2. Advertising reserved for the National Federation



## C1.7 Marking

The name of the athlete is permitted:

- On the bottom of the jacket (see picture 7.1)
- On the top of the trousers (see picture 7.2)
- On one of the two extremities of the belt (see picture 7.3)

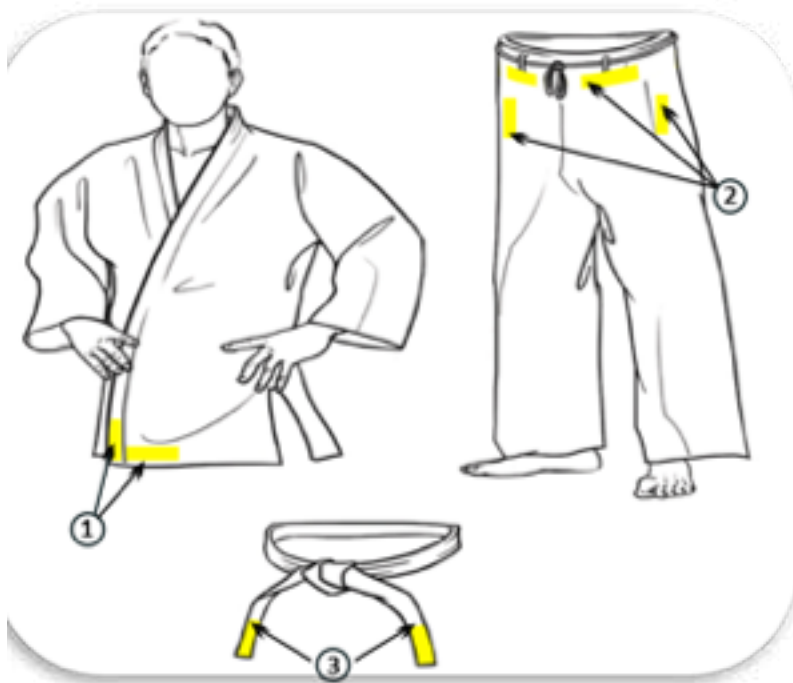
The letters composing the name of the athlete should not exceed a height of 4 cm and a length of 20 cm. No other marking will be accepted.

Two (2) possible locations

Only one (1) text allowed

Four (4) possible locations

Only one (1) text allowed



Picture 7

Two (2) possible locations

Only one (1) text allowed

## C1.8 Backnumber

Backnumbers must be ordered from the official IJF backnumber partner:

- [www.officialbacknumber.com](http://www.officialbacknumber.com)
- [www.mybacknumber.com](http://www.mybacknumber.com)

The backnumber needs to be clean and free from any stains or sticky residue (picture 8).

Each competitor is obliged to have sewn on the back of his judogi a backnumber bearing their last (family) name and National Olympic Committee abbreviation (see picture 8).

The last (family) name (and any part of their given (first) name) on the backnumber must have the same letters as that registered in judobase as this database provides the accreditation cards, athlete name on TV graphics and scoreboard etc. The backnumber can have a symbol on a letter, but the letters must be the same - for example:

In judobase Muller = backnumber Muller or Müller (letters match).

In judobase Weiss = backnumber Weiss but NOT Weiß (letters do not match).

Olympic champions are entitled to wear a gold backnumber and world champions a red one. This backnumber is provided by the IJF, world champions will receive four, and Olympic champions will receive eight. This is valid only while the athlete is the current holder of the title and must be changed to the blue backnumber if the title is lost. One month will be allowed for the athlete to return to the blue backnumber.

The backnumber should be stitched around the entire perimeter and the lower and upper edges should be crossed to form an X or alternatively six (6) straight equidistant parallel horizontal lines can be stitched across.

NOTE: On the pictures, the stitches are marked in red for a better understanding of how the sewing should be.

For Olympic Games and other Multi-Sport Games the sewing pattern will be specified by the IJF Education and Coaching Commission.

The top of the backnumber must be fixed horizontally and centrally three (3) cm from the bottom of the collar. During the competitions organised by IJF, it must include the publicity of the competition (which is different for white and blue judogi



Picture 8

## C1.9 Judogi Colour

The jacket and the trousers should be of a uniform colour and correspond to the following colour references:

- White: Snow white reference.
- Blue: maximum pantone colour: 285M, minimum pantone colour: 286M.

## C1.10 Judogi Size

The judogi and belt size is controlled by sokuteiki (see picture 9).

Picture 9

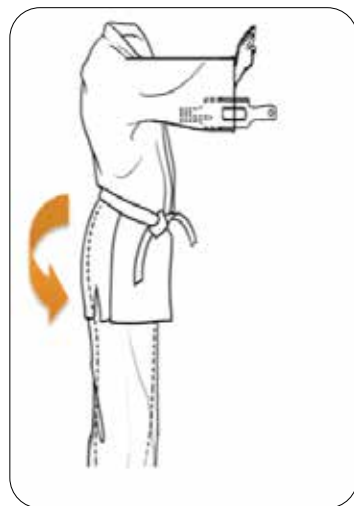


Jacket (see picture 10)

The "skirt" has to cover the buttocks completely.

With the arms level, the SOKUTEIKI must slip inside entirely and smoothly inside the sleeves.

The judogi sleeves must cover up the full arm including the wrist bone (head of the ulna).



Picture 10

The width of the crossed distance of the jacket lapels at belt level must be at least 20 cm (see picture 11).

- The thickness of the lapel side must be less or equal to 1 cm.
- The width of the lapel side must be 4 cm.
- The distance between the sternum top and the lapel crossing point of the jacket vertically must be less than 10 cm.

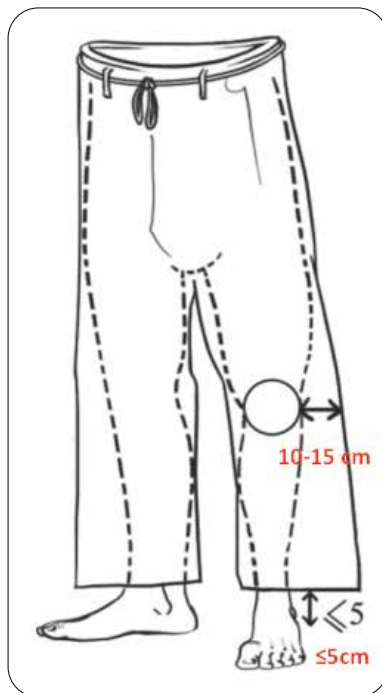


Picture 11



Trousers (see picture 12)

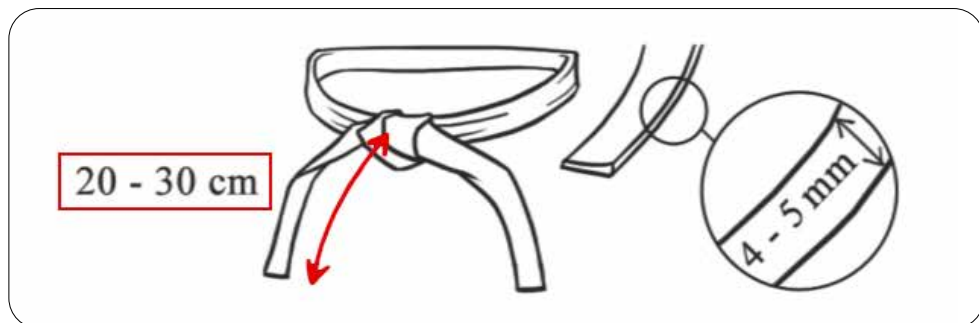
- The distance between the bottom of the trousers and the exterior malleolus (ankle bone) must be less or equal to 5 cm.
- The width must be between 10 and 15 cm at the knee level.



Picture 12

Belt (see picture 13)

- The thickness must be between 4 and 5 mm.
- The tips starting from the central knot must have a length between 20 and 30 cm.
- The belt must not be made of a stiff and/or slipping material and the knot must be correctly and tightly made.



Picture 13

## C1.11 T-shirt (for Women)

- White in colour (not transparent), short-sleeved and round-necked.
- Marking of the manufacturer logo, of maximum 30 cm<sup>2</sup> is authorised. It cannot be visible when the judogi is fastened.
- The national emblem representing the official identification of a nation, a National Olympic Committee or a member National Federation member of IJF, of a surface area of 100 cm<sup>2</sup> can be fixed on the chest, on the left side.
- No commercial marking can appear.

## C1.12 Spare Judogi Supply

During the competitions organised by IJF, the organisers will supply spare belts, blue and white judogi of different sizes. Judogi will be available in the “call room” so that any change requirement could be met as quickly as possible. A closed structure for any changing requests must be located in the control zone.

The replacement judogi must be used only in the following cases:

- Torn judogi during a contest.
- Bloodstains or any other apparent stains.
- Irregular size.
- Irregular or missing backnumber.
- Inappropriate advertising.
- Inappropriate emblem.
- Unofficial brand.
- Jacket and trousers not the same brand.
- Inappropriate colour.
- Worn out judogi.
- Lost or stolen judogi.
- When the name on the backnumber is different from the one on the accreditation.
- Wet judogi.

The judogi are supplied by the organisers for a contest. The competitor must leave his accreditation card and the part(s) of their judogi that do not comply with the rules with the organisers in exchange for the spare judogi. The spare judogi must be returned immediately after the contest it was used for. If a competitor refuses to comply with the rules, he will be excluded from the competition.

Note : The spare judogi are supplied for the competitors as a “service”. The organisers cannot be blamed if a competitor cannot find a judogi with a suitable size.

## C1.13 National Technical Officials' Duties

- Check athlete's ID to correspond to the backnumber and check sponsor label (The backnumber and event sponsor label are compulsory).
- Check that the accompanying coach is in possession of an accreditation bearing the coach logo. For preliminary rounds a coach should wear a national tracksuit with trousers reaching down to the shoes. They can wear national official short sleeved or long-sleeved T-shirt and closed-toe sport shoes (no flip-flops). For the final block, they must wear a formal suit (jacket, trousers, shirt and tie for men; jacket, trousers/skirt/dress, blouse for women) and formal shoes (no sport shoes or flip-flops).
- The following are forbidden at any time: shorter trousers, undressed upper body, any kind of head caps and cover, jeans, sweaters or similar sports unrelated

dress, flip-flops. In case a doctor appears with the athlete he should have an accreditation with the doctor's symbol (a first aid kit box).

- Check the condition of the backnumber and sponsor label (it should not be torn off).
- Check judogi condition (should be dry, not torn or showing any blood stains).
- Check judogi colour (blue judogi should not look light blue).
- Check the judogi label and brand. The logo of the judogi manufacturer must appear on the jacket, trousers and belt.
- Jacket and trousers should be of the same brand. The belt can be a different brand to that of the jacket and trousers.
- Check "IJF APPROVED" label with a UV lamp. The label should be red. The belt label can be red or blue. Check belt ends length from central knot (between 20 cm and 30 cm).
- Check the name of the competitor on the belt (allowed on one side only), jacket and trousers. One location allowed on each piece of competition clothing. The name of the athlete is not compulsory.
- Check the belt is fixed on the waist (above the hip bone) and be tied very tightly.
- Check length of the sleeves. They need to cover up the full arms completely including the wrist bone (head of the ulna) in the defined control position (arms outstretched).
- Check the distance between the sternum top and the lapel crossing point of the jacket vertically. It must be less than 10 cm. The distance between the two lapels of the jacket at belt level, needs to be of a minimum of 20 cm.
- Check with a Sokuteiki the width of the sleeves, width of lapel, and length of trousers (the ankle bone, the malleolus, must be accessible for checking).
- Check length of the jacket (to cover the buttocks).
- Athletes can wear any underwear or leggings below the belt. These should not go below the knee, except if it is a separate protection made of soft material. The protection should not appear below the judogi trousers.
- Check for athletes' advertisements to meet requirements.
- Check national emblem (100 cm<sup>2</sup>) on left side of the jacket).
- Female athletes must wear short sleeved white T-shirt (round necked). No visible advertisement should appear when judogi is done. Only logo of manufacturer (maximum 20 cm<sup>2</sup>) and national emblem can appear inside. No other marking allowed.
- If an athlete presents themselves with a tattoo mentioning political, religious or sporting bodies or promoting tobacco, alcohol, any prohibited substances listed in the Prohibited List of the World Antidoping Agency or any product, property or service contrary to good moral and ethical customs, it should to be covered with an adhesive bandage or medical tape.
- Verify the length of hand and foot nails and personal hygiene of the athlete. Long hair must be tied up with a non-metallic hair tie.
- Control any protective clothing (knee pad, elbow pad, shin pad etc.). No metallic part or any other part made of rigid material is allowed.
- Check that male athletes are not wearing any clothing under their jacket, on upper body.
- Ensure that the athlete is not carrying a prohibited object. This includes the holding or wearing of any electronic devices.
- Any head covering, jewellery or body piercings must be removed.

Note: For Multi-Sport events (e.g. Olympic Games, Youth Olympic Games etc.) there may be special judogi rules and these will be published separately and sent to all National Federations.

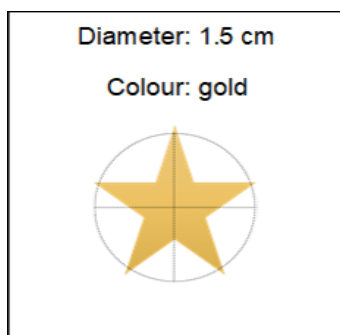
## C1.14 World Champion and/or Olympic Champion Titles Enhancement

The International Judo Federation gives the opportunity to athletes who are world and/or Olympic champions to enhance their title(s) with a marking on the judogi jacket at the level of the country's emblem (left side chest).

The world champion title(s) is/are enhanced by a gold star, above the national emblem.

The Olympic champion title(s) is/are enhanced by a gold circle, below the national emblem.

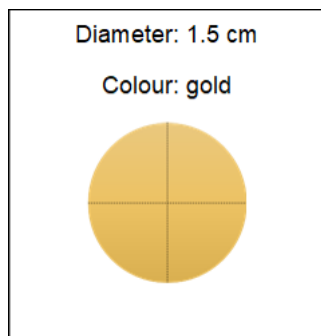
### C1.14.1 Procedure Regarding World Champion Title(s)



The star(s) are placed above the national emblem and must not be in contact with any part of this emblem. There should be a space of 0.5 cm - 2 cm between each star. This symbol must be harmoniously placed in a circular arc, around the emblem in its upper part.

- Size: It must be in a 1.5 cm diameter circle.
- Colour: Gold.
- Positioning:
  - One star: at the centre.
  - Two stars: spaced from 1.5 cm to 2 cm beside the centre.
  - Three stars: one at the centre and 2 on each side.
  - Maximum 5 stars per line.
  - More than 5 stars: superimpose them with a space of 0.5 cm.
- Space between two stars: From 1.5 cm to 2 cm.

## C1.1.4.2 Procedure Regarding Olympic Champion Title(s)



The circle(s) are placed below the national emblem and must not be in contact with any part of this emblem. There should be a space of 0.5 cm - 2 cm between each circle. This symbol must be harmoniously placed, in line below the national emblem in its lower part.

- Size: 1.5 cm diameter.
- Colour: Gold.
- Positioning: One circle: at the centre.  
Two circles: spaced from 1.5 cm to 2 cm beside the centre.  
Three circles: one at the centre and 2 on each side.
- Space between the circles: From 1.5 cm to 2 cm.



Examples:







# IJF REFEREEING RULES

All refereeing matters are the responsibility of the IJF Refereeing Commission.



## D1.1 Refereeing - Culture, History and Principles

Jujutsu is the generic term that regroups all of the methods of empty hand combat that the warriors of the Japanese Middle Ages practiced.

The fierce fights between the various schools of jujutsu contributed to the notoriety of their masters and pupils; it was in general duels between the schools that opposed the best practitioner of each among them.

Jigoro Kano at the end of the 19th century developed a school of jujutsu, that he called "JUDO", different from the other "Ryu" by its target. Like the other schools, Judo cultivated the maximal efficiency, but the goal was not the same.

"The improvement of man and society "

Judo is a method of physical, intellectual and moral education, by the practice of a martial art.

Judo is the only martial art derived from jujutsu where the grip of the opponent is obligatory; this is what gave its technical wealth, finesse and intelligence. The confrontation in jujutsu didn't allow real fighting since the goal was to kill without being killed oneself.

Jigoro Kano created a discipline where the confrontations allowed techniques to be applied completely, without ever injuring the opponent.

Ippon was granted only if the fall of the opponent was controlled until they hit the ground, or they submitted.

Apart from the elbow joint where one must leave the possibility for their adversary to quit, all techniques are executed in the sense of articulation and never in hyper extension.

The control of the fall direction, the impact and the speed of execution are the definition of the perfect success of the throwing technique.

Judo is not a struggle where one accumulates advantages or points, whether standing up or on the ground, judo is a duel with a code. The only goal is ippon; all other values can be counted only if there is a will to score ippon.

The evolution of contests and refereeing through the years

Of the challenges inter-schools of jujutsu without mercy, one passed, a little more than 100 years later, to be a member discipline of the International Olympic Committee.

The competition is today extremely well regulated and fully corresponds to the "Olympic Charter" humanist, educational and social. Judo remains nevertheless a martial art where a 100% duel must be the rule. It is the perfect technique that is rewarded with an ippon that puts an end to the contest. Ippon corresponds to "out of contest" as at the time of the warriors of the Middle Ages.

The refereeing must take into account the philosophical aspect of the duel between the two competitors and reward them by the correct value or the correct sanction.

The rewards are:

- Ippon or nearly ippon (waza-ari)

The sanctions are:

- A warning or disqualification, according to the severity, for those who put in danger their own health or that of their opponents, those who refuse to contest, those who stop the contest from taking place fairly, who comes out of the contest area. All actions contrary to the spirit of judo must also be punished.

The one who wins is the one who executed “THE” best technique or for “Hansoku-make” of the opponent (technical penalties or due to action against spirit of Judo).

Culturally and in complement, judo doesn't reduce itself to its Olympic expression, judo remains a martial art, judo is more than a sport, all the techniques of the Gokyo Kodokan Classification are part of the judo heritage and must always be taught.

It is the same for the “kappo”, techniques of resuscitations and joint mobilisations practiced about forty years ago by the judo teachers and the referees which are these days forbidden in some countries. Their practice is not allowed but their knowledge is part of the judo heritage and should under no circumstances be forgotten. Their practice isn't allowed for referees in IJF WJT competitions.

The referees are the guards of the physical, cultural and philosophical expression of Judo.

Judo must be understood to be appreciated

## Article 1 - Referees and Officials

To referee at an IJF WJT event, and other events as agreed by the IJF Executive Committee, a referee must hold an IJF international licence and be active in their nation and continent. The IJF Referee Commission will select the referees for the IJF events and other events as agreed by the IJF Executive Committee. The selection is based on:

- The IJF referee ranking list.
- The level of the event.
- The period in which the event takes place (e.g. during or out of Olympic qualification).
- The development stage of the referee.

Generally, the contest shall be conducted by three referees of different nationalities to the two competing contestants. For team competitions the same principle applies. In advance of the competition, before the weight category per mat distribution, the selected referees are allocated to a tatami. The assignment of the referees and judges to each contest is done using the IJF tournament software. The selection is done to guarantee nation neutrality and gives, in the long run, approximately the same number of assignments to be a referee on the mat and a judge on the technical table. After following these conditions, the selection done is completely random.

At each IJF WJT event there are IJF Supervisors whose function is to ensure that all decisions made by the referee are correct.

At each IJF WJT event there are two (2) independent assessors whose sole function is to evaluate the referees based on the referee's knowledge of the rules, their performance during each contest. The best referees from the preliminaries, on that day, are selected for the final block. At the end of the competition each referee is given an evaluation (score). This score is then added to the IJF referee ranking list.

No one shall exercise the function of a referee during the events organised by the IJF or Continental Union if he holds the position of National Federation President, coach, doctor, official of the national team, National Refereeing Director and /or is responsible for the selection of the referees and of their evaluation.

Exception: National Federations Referee Directors can referee at cadet and junior continental cups and competitions excluding Continental Championships (IJF Executive Committee decision 17 January 2019).

The referees shall be assisted by technical officials who will operate the timing and scoring system and complete the competition paperwork.

The referee on the tatami has a radio communication system that is connected with the IJF Supervisors on the technical table.

The judges on the table have a radio communication system that is connected with the IJF Supervisors to give their opinion in case this differs from the referee's one.

The IJF Supervisors and/or the IJF Refereeing Commission members who can possibly intervene, are sitting at their reserved places with their own CARE system. They are connected with the referee and the judges via headphones. The procedure is detailed in Article 13.6.

## Article 2 - Position and Function of the Referee

Before officiating a contest, the referees should familiarise themselves with the sound of the gong or means of indicating the end of the contest on their particular tatami and with the position of the medical table. He should also check that his radio and headset are working. The referee has to ensure that the surface of the competition area is clean and in good condition and there are no gaps between the tatami. The referee should ensure that there are no spectators, supporters or photographers in a position to cause a nuisance or a risk of injury to the contestants.

The referee should wear the IJF approved uniform without any head coverings, religious objects or garish jewellery.

The referee should ensure that all is in good order (e.g. competition area, equipment, uniforms, hygiene, technical officials etc.) before starting the contest.

The referee shall generally stay within the contest area. He shall conduct the contest and administer the decisions. He shall ensure that the decisions are correctly recorded.

In exceptional cases (e.g. when both contestants are in ne-waza and facing outwards) the referee may observe the action from the safety area.

The referee could be asked to leave the competition area during presentations or any lengthy delay in the programme.

The contestant wearing the blue judogi is to the left of the referee and the contestant wearing the white judogi is to the right of the referee.

### Article 3 - Position and Function of the Judges

Two referees, acting as judges, will be seated at the technical table and will be refereeing together with the referee. They will be in communication by radio to the referee, IJF Supervisors and/or IJF Referee Commission to act according to the 'majority of three' rule.

Should a judge notice that the scoreboard is incorrect he should draw the referee and IJF Supervisor's attention to the mistake, and it should be corrected.

Should a contestant have to change any part of the judogi outside the competition area or need to temporarily leave the competition area after the contest has started for a reason considered necessary by the central referee, giving this authorisation only in exceptional circumstances, a judge or a referee not involved in the trio must obligatorily go with the contestant to see that no anomaly occurs.

In case that the judges are not of the same gender, an official designated by the Refereeing Director shall substitute for the judges and accompany the contestant.

### Article 4 – Gestures

The referee shall make gestures as indicated below when taking the following actions:

1. Ippon (complete point): shall raise one arm high above the head with the palm of the hand facing forward.
2. Waza-ari (nearly ippon): shall raise one of his arms sideways to shoulder height with the palm of the hand facing downwards.
3. Waza-ari-awasete-ippou (two waza-ari score ippon): first waza-ari, then the ippon gesture.
4. Osaekomi! (Hold is on!): while bending his body towards the contestants, shall point his arm, with the palm of the hand facing downwards. The referee must check that the timekeeper has started the timer before stopping the gesture and returning to a normal position to control the contest.
5. Toketa! (Hold broken!): while bending his body towards the contestants, shall raise one of his arms, with the fingers of the hand straight and forward and the thumb up, to the front and quickly wave it from right to left two or three times. He has to check the timekeepers correctly stop the time.
6. Mate! (Wait!): shall raise one of his arms to shoulder height approximately parallel to the tatami and display the flattened palm of his hand (fingers up) to the timing and scoring technical officials.
7. Sono-mama! (Hold position!): shall bend forward and touch both contestants with the palms of his hands.

8. Yoshi! (Continue! or Resume!): shall firmly touch both contestants with the palms of his hands and bring pressure on them.

9. To indicate the cancellation of an expressed opinion: shall repeat with one hand the same gesture while raising the other hand above the head to the front and wave it from right to left two or three times. There should be no announcement made when cancelling an expressed opinion (score or penalty).

Should a rectification gesture be required, it shall be done as quickly as possible after the cancellation gesture.

If the situation allows, the referee will signal the cancellation when the fighters can see this gesture.

10. To indicate the winner of a contest: shall raise one hand, palm in, above shoulder height towards the winner.

11. To direct the contestant(s) to re-adjust the judogi: shall cross left hand over right, palms facing inwards, at belt height. To award a penalty towards the contestant who does not re-adjust their judogi correctly between the mate and the subsequent Hajime! (Begin!): point towards the contestant (s) to be penalised with the forefinger extended from a closed fist while announcing the penalty and, then, cross left hand over right, palms facing inwards, at belt height.

12. To call the doctor: shall face the medical table, wave an arm (palm upwards) from the direction of medical table towards the injured contestant.

13. To award a penalty (shido or hansoku-make): shall point towards the contestant to be penalised with the forefinger extended from a closed fist.

14. Non-combativity: shall rotate, with a forward motion, the forearms at chest height then point with the forefinger at the contestant to be penalised.

15. False attack: shall extend both arms forward, with hands closed and then make a downward action with both hands.

16. Further gestures in case of penalties: they will be executed in compliance with the action to be sanctioned (see Article 18 - Prohibited Acts and Penalties).

When it is not clearly apparent, the referee may, after the official signal, point to the blue or white contestant (starting position) to indicate which contestant scored or was penalised.

To indicate to the contestant/s that he may sit cross-legged at the starting position if a lengthy delay in the contest is envisaged, the referee should signal towards the starting position with an open hand, palm upwards.

The waza-ari gesture should start with the arm across the chest, then sideways to the correct finishing position.

The waza-ari gestures should be maintained for three (3) to five (5) seconds while moving to ensure that the score is clearly visible to the judges.

However, care should be taken when turning to keep the contestants within view.

Should both contestants be given a penalty, the referee should make the proper gesture and point alternately at both contestants (left forefinger for contestant on his left and right forefinger for contestant on his right).

To indicate the winner, the referee shall return to his position at start of the contest, take one step forward, indicate the winner and then take one step back.



Bow entering and leaving the tatami



Standing before the contest



Inviting the contestants onto the tatami



Ippon



Waza-ari





Waza-ari-awasete-ippon



Osaekomi



Toketa





Mate



Sono-mama <=> Yoshi



Stand up



To cancel expressed opinion



Not valid



Hajime  
Sore-made



Kachi



To award a  
penalty



Non combativity



False attack



To call the doctor



Penalty for a  
blocking attitude  
with two hands



Penalty for a blocking  
attitude with one hand



Penalty for cross  
gripping on one side



Penalty for  
refusing kumi-kata  
by covering lapel



Penalty for stepping out



Penalty for a pistol grip





Penalty for fingers inside sleeve



Penalty for not taking a grip



Penalty for leg grabbing



Fix judogi



Penalty for not fixing judogi



## Article 5 - Location (Valid Areas)

The contest shall be fought in the contest area.

All actions are valid and may continue (no mate) as long as either contestant has some part of their body touching the contest area and the action started inside the contest area.

Any new technique applied when both contestants are outside the contest area shall not be recognized.

### Exceptions

a) When a throw is started with only one contestant in contact with the contest area, but during the action both contestants move outside the contest area, the action may be considered for point scoring purposes if the throwing action continues uninterrupted.

Similarly, any immediate counter technique by the player who was not in contact with the contest area when the throwing action started inside, may be considered for point scoring purposes if the action continues uninterrupted.

b) Ne-waza action (aimed at osaekomi-waza, kansetsu-waza or shime-waza) is valid and may continue outside of the contest area if it was started from inside.

The kansetsu-waza and shime-waza initiated inside the contest area and recognized as being effective to the opponent can be maintained, even if the contestants are outside the contest area, as long there is progression.

c) Ne-waza outside the contest area: if the throwing action is finished outside the competition area and immediately one of the players applies osaekomi-waza, shime-waza or kansetsu-waza, this technique shall be valid as long there is progression.

If during ne-waza outside the contest area, uke takes over the control with osaekomi-waza, shime-waza or kansetsu-waza, in continuous succession, it shall also be valid.



d) If during ne-waza outside the contest area the contestants go out of the safety area, this situation shall be dealt with and a decision given by the referees after consultation with the IJF Supervisors and/or IJF Refereeing Commission members.

Once the contest has started, if permission is given by the referee, the contestants can leave the competition area.

Permission will only be given in very exceptional circumstances, such as the necessity to change a judogi or which has become damaged or soiled.

The same permission will be given in the case of an accident for which the doctor is required; this intervention will be done off of the tatami, near the area itself or close to the medical facility; the contestant will be accompanied by a judge or a referee not involved in the trio.

## Article 6 - Duration of the Contest

1. The duration of the contests and the paperwork shall be determined according to the rules of the tournament.

For all IJF competitions the time duration of the contests will be:

Senior Men / Team:	4 minutes real contest time
Senior Women / Team:	4 minutes real contest time
Junior under 21 Men and Women /Team:	4 minutes real contest time
Cadet under 18 Men and Women / Team:	4 minutes real contest time

These times should be followed by National Federation for senior, junior and cadet competitions.

2. Any contestant is entitled to a 10 minutes rest between contests.

## Article 7 - Osaekomi Time

- a) Ippon: 20 seconds.
- b) Waza-ari: 10 seconds or more but less than 20 seconds.

## Article 8 - Technique Coinciding with the Time Signal

1. Any immediate result of a technique started simultaneously with the time signal shall be valid.

2. Although a throwing technique may be applied simultaneously with the time signal, if the referee and the judges or the IJF Supervisors and/or the IJF Refereeing Commission members decide that it will not be effective immediately, the referee shall announce Sore-made!, without any value for scoring purposes.

3. Any technique applied after the time signal to indicate the expiry of the time of the contest shall not be valid, even if the referee has not yet announced Sore-made!.

4. Simultaneous Osaekomi! with the time signal: when Osaekomi! is announced simultaneously with the time signal allotted for the contest or when the remaining time is insufficient to allow for the completion of the Osaekomi!, the time allotted for the contest shall be extended until either ippon (or equivalence) is announced or the referee announces Sore-made!.

During that time the contestant who receives the Osaekomi! (uke) can counterattack by applying shime-waza or kansetsu-waza. In case of getting a give up or incapacity of the contestant making the Osaekomi! (tori), the one who's under Osaekomi! (uke) will win the contest by ippon.

## Article 9 - Start of the Contest

1. The referee and the judges shall always be in position to start the contest before the arrival on the contest area of the contestants.

In individual competition the referee shall be at the tatami centre 2 m back from the line from which the contestants start and shall be facing the timekeepers' table and the judges will be seated at their respective table.

In team competitions, before the start of the contests from every encounter, it shall proceed to the bowing ceremony between the two teams as follows:

a) The referee will remain in the same place as in the individual competitions. At his indication, the two teams will come in on the side allotted, in line for the outer edge of contest area, in descending order and the heaviest weight being closer to the referee, standing face-to-face team.

b) On the order of the referee the two (2) teams will move ahead to the starting position on the mat.

c) The referee shall order the teams turn towards the technical table, extending his arms in parallel forward, with open palms, and will announce rei, to be held simultaneously by all components of both teams. The referee shall not bow.

d) Then the referee shall order, in a gesture of arms at right angles forearms up and palms facing each other "otagai-ni" (face each other), the two teams again be face to face, announcing "rei"(bow), to be held the same way as in the previous section.

e) After finishing the bowing ceremony, the components of the two teams will come out through the same place which they entered, waiting, on the outer edge centred of the contest area, the contestants of each team must make the first contest. In each contest, they will perform the same procedure of bowing that in individual competition.

f) In case of equal wins after finishing the last contest of the match, the referee will order the teams to proceed as described in paragraph a) and b), in order to wait for the draw of the extra contest. Once the draw is performed the concerned contestants will remain on the tatami for the extra golden score contest while the rest of the team will leave.

g) After finishing the last contest of the match, the referee will order the teams to proceed as described in paragraph a) and b), announcing, then the winner. The bowing ceremony will be held in the reverse order of the start, bowing first to each other and, finally, to the technical table.

2. The contestants are free to bow when entering or leaving the contest area, although it is not compulsory.

When entering the tatami area, contestants should walk to the entrance of the contest area at the same time.

The contestants must NOT shake hands before the start of the contest.

3. The contestants shall then walk to the centre of the edge of the contest area (on the safety area) at their respective side according the fighting order (judoka in the white judogi on the right side and judoka in the blue judogi on the left side of the referee's position) and remain standing there.

At the signal from the referee, the contestants shall move forward to their respective starting positions and bow simultaneously towards each other and take a step forward from the left foot.

Once the contest is over and the referee has awarded the result, the contestants shall simultaneously take a step back from the right foot and bow to each other.

If the contestants do not bow or do so incorrectly, the referee shall direct the contestants to do so. It is very important to perform the bow in the correct way.

4. The contest always starts with the contestants in the standing position, wearing their judogi correctly with the belt tied tightly above their hip bones, then the referee announces Hajime!.

During the contest the judoka should always fix their judogi quickly between "Mate!" and "Hajime!".

5. The accredited doctor may request that the referee stops the contest in the cases and with the consequences regulated in Article 20.

6. The IJF Supervisors and/or the IJF Refereeing Commission members may interrupt the contest and will interfere only when there is a mistake that needs to be rectified.

The interventions of the IJF Supervisors and/or the IJF Refereeing Commission members should take place in three (3) cases:

- A mistake of awarding the action between the white and the blue competitor.
- On the awarding of hansoku-make for actions contrary to the spirit of judo or which may have further consequences for the contestant who has committed them.
- Exceptional cases.

There is no appeal procedure for coaches, but they can, after submitting a "request of coach to review a contest on video by IJF Supervisors and/or the IJF Refereeing Commission members", at the end of the session, to watch the reason for the change to the final decision.

## **Article 10 - Transition from Tachi-waza into Ne-waza (A) and from Ne-waza into Tachi-waza (B)**

Transition from tachi-waza to ne-waza are considered valid if tori or uke makes a real attack or a counterattack and then they attempt osaekomi-waza, shime-waza or kansetsu-waza.

It is considered to be tachi-waza when both contestant are in a standing position and are not in any of the following ne-waza positions.

Ne-waza is considered to be when both contestants have two knees on the floor (picture 1).



Picture 1

If there is a loss of contact between the contestants and there is no possibility of continuation, mate must be called (picture 2).



Picture 2

Lying on the stomach on the ground, the blue contestant is considered to be in ne-waza (picture 3).



Picture 3

Grip control from the standing contestant (white), we still consider the contestant (blue) on the knees to be in tachi-waza and consequently tachi-waza regulations would be applied (picture 4).

However, if white does not attack immediately, then the referee must call mate! The kneeling contestant (blue) cannot grab the legs to defend the throw with his arms, if this happens, shido will be given.



Picture 4

In this position (picture 5) the white contestant can throw his opponent, but the attack must be done immediately.

If the blue contestant has two elbows and two knees on the floor, the white contestant can do a technique but **ONLY** to transition into ne-waza.



Picture 5

In this positions (pictures 6-8) the contestant on the knees (blue) cannot grab the legs with the hands/arms to defend the throw. If this happens, shido will be given.



Pictures 6-8



1



2



3




4



5





A1. The contestants shall be able to change from nage-waza to ne-waza as far as it is done by one of the cases referred to in this Article. However, if the technique used is not continuous, the referee shall announce mate and order both contestants to resume the contest from the standing position.

#### A1. Exceptions

Situations that are not allowed during tachi-waza

a) To apply kansetsu-waza or shime-waza (alone or combined with a judo throwing technique) when both contestants are in a standing position or move with this technique from tachi-waza to ne-waza (See Article 18).

A2. Situations that allow the transition from tachi-waza to ne-waza

a) When one of the contestants, lands on the ground and there is no score or waza-ari is given, either contestant can, without interruption, take the offensive and continue in ne-waza.

Example: in these positions below, tori, after applying a real attack, can apply sutemi-waza that can continue into ne-waza.



Example: in these positions below, tori, can apply a throwing technique and can continue with kansetsu-waza, shime-waza or osaekomi-waza (not shown) after a real attack or a counterattack.



- b) If ude-gaeshi (arm reverse) is applied in a standing position, the referee must call mate immediately and shido will be given.
- c) When one contestant takes his opponent down into ne-waza by the particularly skilful application of a movement which does not qualify as a throwing technique.
- d) In any other case where one contestant falls down or is about to fall down, not covered by the preceding sub-sections of this article, the other contestant may take advantage of his opponent's unbalanced position to go into ne-waza.

## A2. Exceptions

When one contestant pulls his opponent down into ne-waza not in accordance with the above rules and his opponent does not take advantage of this to continue into ne-waza, the referee shall announce mate, and penalise with shido the contestant who has infringed Article 18. If instead, the opponent takes advantage of the action of tori, the ne-waza work may continue.

B1. The contestants shall be able to change from ne-waza to tachi-waza if the situation is not dangerous for both contestants with or without grips and both are more or less face to face. However, if the technique used is not continuous, the referee shall announce mate and order both contestants to resume the contest from the standing position.

The kata-sankaku grip (gripping with both arms the neck and one shoulder of the opponent) in ne-waza action is allowed (picture 1).

Kata-sankaku grip situation in ne-waza: it is prohibited to block the opponent's body with the legs and mate must be announced (picture 2).

If the kata-sankaku grip is used starting from ne-waza going to tachi-waza, or in tachi-waza directly, mate will be immediately called (picture 3).

A kata-sankaku grip with the intention to throw will be considered hansoku-make.



1



2



3

## Article 11 - Application of Mate

### 1. General

The referee shall announce Mate! (Wait!) in order to stop the contest temporarily in the situations covered by this article. To recommence the contest, the referee shall announce Hajime! (Begin!).

The contestants must quickly return after mate to their starting positions in the following cases:

- The referee will give shido for stepping outside.
- The referee will give a third (3<sup>rd</sup>) shido - hansoku-make.
- The referee will ask the contestants to adjust their judogi.
- The referee is of the opinion that a contestant(s) requires medical attention.

When a Mate! must be given for a shido to the contestant deserving it, contestants will remain in place, without having to return to the starting position (Mate! – shido – Hajime!).

The referee having announced mate, must take care to maintain the contestants within his view in case they did not hear the announcement and continue fighting or if any other incident arises.


2. Situations where the referee shall announce mate:

- a) When both contestants go completely outside the contest area without continuous action that started from inside the contest area.
- b) When one or both of the contestants perform one of the prohibited acts listed in Article 18 of these rules.
- c) When one or both of the competitors are injured or taken ill. Should any of the situations of Article 20 occur, the referee, after announcing Mate!, shall call the doctor to perform the necessary medical attention according to said article, either upon the request of the contestant, or directly depending on the seriousness of the injury. In cases of "minor" injury, the medical intervention will be carried out outside the contest area, near the area itself or close to the medical facility; the contestant will be accompanied by a judge or referee not involved in the trio.
- d) When it is necessary for one or both of the contestants to adjust their judogi.
- e) When during ne-waza there is no evident progress.
- f) When one contestant regains a standing or semi-standing position from ne-waza bearing his opponent on his back, with the hands completely clear of the tatami and without his opponent being able to progress the action.
- g) When one contestant in, or from ne-waza regains a standing position and lifts the opponent, who is lying on their back with one (1) or both legs around any part of the standing contestant, clear of the tatami.
- h) When a contestant performs or attempts to perform kansetsu-waza or shime-waza from the standing position.
- i) When one of the contestants starts or perform any preparatory moves of a kind of fighting or wrestling technique (not genuine judo) the referee shall call immediately mate, trying to stop and not to let the contestant who performs, finishes the action.
- j) When tori applies shime-waza or kansetsu-waza by stretching uke's leg. Mate must be called immediately and a shido given.
- k) When in any other case that the referee deems it necessary to do so.


3. Situations where the referee shall not announce Mate!:

- a) To stop the contestant(s) going outside the contest area unless the situation is considered dangerous.
- b) When there is a throwing that started inside the contest area and both judoka continue to go outside as part of the action.
- c) When a contestant, who has escaped from osaekomi-waza, shime-waza or kansetsu-waza, appears in need of or calls for a rest.

These are valid actions and mate should not be called.



Mate! should not be given as the action started in the valid area.



## Article 12 – Sono-mama

1. Sono-mama! (Hold positions!) can only be applied in situations where contestants are working in ne-waza.

2. In any case where the referee wishes to temporarily stop the contest without causing a change in their positions, he shall announce Sono-mama!, making the gesture under Article 4.7 while he must ensure that there is no change in the position or grip of either contestant.

3. To recommence the contest, the referee shall announce Yoshi! (Continue!) making the gesture under Article 4.8.

## Article 13 - End of the Contest

1. In regular time (4 minutes), a contest can only be won by a technical score or scores (waza-ari or ippon).

A penalty or penalties will not decide the winner, except for hansoku-make (direct or accumulative). A penalty never corresponds to a score.

The referee shall announce Sore-made! (Finished!) to indicate the end of contest in the cases covered in this article. After this announcement the referee shall always keep the contestants within his view in case they do not hear his announcement and continue fighting. The referee shall direct the contestants to adjust their judogi, if necessary, prior to indicating the result.

After the referee has indicated the result of the contest making the gesture under Article 4, the contestants shall take one step backwards, make the bow and leave the contest area by the sides of the mat, particularly around the security area.

When the contestants are leaving the mat, they must be wearing their judogi in the proper way and must not remove any part of the judogi or the belt before leaving the field of play.

Should the referee award the victory to the wrong contestant in error, the judges must ensure that he changes this erroneous decision before the referee leaves the competition area by communicating it to the IJF Supervisors and/or the Refereeing Commission members that will intervene to solve this mistake.

All actions and decisions taken in accordance with the “majority of three” rule by the referees and agreed by the IJF Supervisors and/or Refereeing Commission members shall be final and without appeal.

The IJF Supervisors are responsible for all rules and decisions during the contest. In exceptional circumstances the decision will be made by the IJF Supervisors, IJF Refereeing Commission Members and IJF Ad Hoc Commission.

2. Situations of Sore-made!:

a) When one contestant scores ippon or waza-ari-awasete-ippon (Articles 15 & 16).

b) In the case of hansoku-make (Article 18).

c) In the case of kiken-gachi (victory by opponent's withdrawal) (Article 19).

d) When one contestant cannot continue due to injury (Article 20).

e) When the time allotted for the contest has expired.

f) Waza-ari from a throwing action in golden score.

3. The referee shall award the contest as follows:

a) When one contestant has scored ippon or equivalent, he shall be declared the winner.

b) When both contestants have no technical score, or the technical scores are equal at the end of the regular contest time, the contest shall continue in golden score regardless of the number of shido given.

4. Golden score period

In individual and team competitions when contest time ends with the circumstances of paragraph 3b. of this article, the referee shall announce "Sore-made!" to end the contest temporarily and the contestants shall return to their starting positions.

The referee shall announce "Hajime!" to restart the contest. There shall be no rest period between the end of the original contest and the start of golden score.

There is no time limit for golden score. Any existing score(s) and/or numbers of shido from regular time are carried into the golden score period and will remain on the score board.

Golden score can only be won by a technical score (waza-ari or ippon) or hansoku-make (direct or by accumulative shido). If direct hansoku-make is given, the consequences are the same as those in regular time.

The referee will then announce Sore-made!.

In the golden score period osaekomi is going until the end (20 seconds).

When one contestant is being held down and osaekomi has been announced, the referee shall allow the hold down to continue as long as possible (giving the contestant the opportunity to score ippon) or until Toketa!, mate or until shime-waza/kansetsu-waza is applied by either contestant with immediate result.

However, if the hold is broken before ippon is scored but waza-ari has been scored the contest will be finished and the winner declared.

5. Special situations during golden score.

a) Should only one contestant exercise his right to participate in the "golden score" period, and the other contestant declines, the contestant who wishes to compete shall be declared the winner by "kiken-gachi".

b) In the case where both contestants score ippon simultaneously during the time allotted for regular time, the contest shall be decided by a "golden score" period. In the case of simultaneous ippon during the "golden score" period the referee shall announce mate, continuing the contest without taking into account these actions for scoring purposes.



c) For direct hansoku-make given to both contestants, the IJF Ad Hoc Commission will decide.

## 6. CARE system

Viewing of the CARE system and subsequent communication with the referees as regulated in this article shall be up to the discretion of the IJF Supervisors and/or IJF Refereeing Commission Members that oversee the mat.

The IJF Supervisors are responsible for all rules and decisions during the contest. In exceptional circumstances the decision will be made by the IJF Supervisors and IJF Refereeing Commission Members.

Supervisors with the collaboration of the IJF Head Referee Directors must intervene in extreme circumstances and let the referees do their work in accordance with the rule of the “majority of the three”. The intervention must be immediate without loss of time or hesitation as follows: immediately all agree, the decision is validated or corrected; the situation is not clear and there is no unanimity, no intervention is carried out (Hajime!).

Mandatory reviewing using the CARE system in support of the decision on the mat will be done under the following circumstances:

1) Any decision involving the end of the contest, during the contest time as well as in the period of “golden score”.

2) In a kaeshi-waza situation: the contestant receiving the attack and starting the counterattack, CANNOT use the impact of landing on the tatami to finish his kaeshi-waza action and have it evaluated. If the action allows it, he can however continue in ne-waza:

- If the two contestants land together without clear control for either one, no score will be given.
- Any action after landing will be considered as a ne-waza action.

There shall be no unauthorised use or request of use of the CARE system other than by the referee, the IJF Supervisors and/or Refereeing Commission members.

## Article 14 – Ippon

Evaluation of the points in nage-waza.

The four criteria for ippon are speed, force, on the back and skilfully controlled until the end of the landing.

1. Ippon will be given when the contestant throws his opponent on the back, applying a technique or countering his opponent’s attacking technique, with considerable ability with maximum efficiency (\*).

\* “ikioi” = momentum with both force and speed and “hazumi” = skilfulness with impetus, sharpness or rhythm.

Rolling can be considered ippon only if there is no break during landing. The difference of the rolling makes the evaluation of the points. It is Ippon when uke rolls on his back.



2. All situations in which one of the contestants deliberately makes a “bridge” (head and one foot or both feet in contact with the tatami) after having been thrown will be considered ippon.



This decision is taken for the safety of the contestants, so they do not try to escape from the technique and endanger their cervical spine. Also, an attempt of a bridge (arching the body) should be counted as a “bridge”.

No score or penalty will be given if the landing of uke occurs on the body of tori, in such a way that not all parts of uke's body involving the bridge situation (head, foot or feet) touch the tatami.

Evaluation of the points in katame-waza

- a) When a contestant holds with osaekomi-waza the other contestant, who is unable to get away for 20 seconds after the announcement of Osaekomi!.
- b) When a contestant gives up by tapping twice (2) or more with his hand or foot or says Maitta! (I give up!) generally as a result of osaekomi-waza, shime-waza or kansetsu-waza.
- c) When a contestant is incapacitated by the effect of a shime-waza or kansetsu-waza.

Should one contestant be penalised with hansoku-make, the other contestant shall immediately be declared the winner with a score equivalent to ippon.

### Special situations

a) Simultaneous techniques - when both contestants fall to the tatami after what appears to be simultaneous attacks and the referees cannot decide which technique dominated there should be no score awarded.

b) In the case where both contestants score simultaneous ippon the referee will act as regulated in article 13 paragraph 5.b.

## Article 15 - Waza-ari

Evaluation of the points in nage-waza. The referee shall announce waza-ari (a near ippon) when in his opinion the applied technique corresponds to the following criteria:

- When the four ippon criteria are not fully achieved.

These landings below are considered to be waza-ari.



In order not to give a bad example for young judokas, landing on both elbows or two hands, simultaneously, or one elbow and one hand is considered valid and should be evaluated with waza-ari.



- Landing only on one elbow cannot be used for assessment.
- Landing on the side of the upper body should be evaluated with waza-ari.
- Landing on one elbow, on the bottom or the knee with immediately continuation on the back will be waza-ari.
- Rolling can be considered waza-ari if there is a break during landing or the landing is on the side (bottom to shoulder or shoulder to bottom). The difference of the rolling makes the evaluation of the points it is waza-ari when uke rolls on his side or hips.
- Two waza-ari are the equivalent of one ippon (waza-ari-awasete-ippon) and the contest will be finished (Article 16).



These landings below are not considered to be waza-ari.



Evaluation of the points in osaekomi-waza.

a) When a contestant holds with osaekomi-waza the other contestant who is unable to get away for 10 seconds or more, but less than 20 seconds.

## Article 16 - Waza-ari-awasete-ippou

Should one contestant gain a second waza-ari in the contest, the referee shall announce waza-ari-awasete-ippou (two waza-ari score ippou).

## Article 17 - Osaekomi-waza

Evaluation of ippou in osaekomi-waza is given when a contestant holds the other contestant who is unable to get away for 20 seconds, waza-ari is given for 10 seconds or more but less than 20 seconds.

The referee shall announce Osaekomi! for an applied technique when the contestant being held:

- is controlled from the side, rear or on top by his opponent

and

- has his full back or complete upper back (scapular region) in contact with the tatami

The contestant applying the hold must not have his leg(s) or body controlled by his opponent's legs.

The contestant applying the osaekomi-waza must have his body on and over the opponent's body covering it and holding the opponent down underneath his body.

He must apply pressure onto the opponent's front upper body with his front upper body in either the kesa, the shiho or ura position, i.e. similar to the techniques kesa-kami-shiho-ura-gatame and sankaku situations.

Should a contestant who is controlling his opponent with an osaekomi-waza, change without losing control, into another osaekomi-waza, the Osaekomi! time will continue until the announcement of ippon (or equivalence), Toketa! or Mate!.

When osaekomi-waza is being applied and tori commits an infringement meriting a penalty (shido):

If the Osaekomi! time is less than 10 seconds, the referee shall announce mate, return the contestants to their standing positions, award the penalty then recommence the contest by announcing Hajime!.

If the Osaekomi! time is 10 seconds or more, but less than 20 seconds, the referee shall announce Mate!, return the contestants to their standing positions, award the contestant who was in an advantageous position with the penalty (shido) and the score (waza-ari); then recommence the contest by announcing Hajime!.

However, should the penalty to be awarded be hansoku-make, the referee shall, after announcing Sono-mama!, consult with the IJF Supervisors and/or IJF Refereeing Commission, announce mate to return the contestants to their starting positions, then award hansoku-make and end the contest by announcing Sore-made!.

When Osaekomi! is being applied and uke commits an infringement meriting a penalty, the referee shall announce Sono-mama!, award the penalty, then recommence the contest by touching both contestants and announcing Yoshi!.

When the situation permits and in order not to interrupt the positive action of tori, the referee will award directly the penalty pointing uke without interrupting the contest with Sono-mama!.

However, should the penalty to be awarded be hansoku-make, the referee shall, after announcing Sono-mama!, consult with the judges, announce mate to return the contestants to their starting positions, then award hansoku-make and end the contest by announcing Sore-made!.

If both table judges agree that an Osaekomi! exists, but the referee has not announced osaekomi, they shall inform the IJF Supervisors and/or IJF Refereeing Commission, and by the "majority of three" rule, the referee shall announce Osaekomi! immediately.

Toketa! should be announced if, during Osaekomi!, uke succeeds in “trapping” the leg(s) of tori, either from above or from below the leg.



The referee should pay attention to the following situations where Osaekomi! is still valid and Toketa! must not be announced, for example, where the back of the contestant being held is no longer in contact with the tatami, (e.g. “bridging”), but the contestant applying the hold maintains control.

If uke escapes from osaekomi-waza outside the contest area:

- The referee must call Mate! if there is NO immediate continuation from either tori or uke in applying osaekomi-waza, shime-waza or kansetsu-waza and, if the case, assign the relevant osaekomi-waza score.
- The referee must call Toketa! if there is an immediate continuation from either tori or uke in applying osaekomi-waza, shime-waza or kansetsu-waza, and, if the case, assign the relevant osaekomi score, leaving this last action to continue.

This kind of osaekomi-waza is not valid and the referee must call Mate! if there is no progression in the action.



This kind of osaekomi-waza is not valid and the referee must call Mate! immediately.



It is never allowed to hold an osaekomi-waza just around the head/neck without control of at least one arm. Control in ne-waza using arms or legs around the neck without the opponent's arm inside will be considered as Mate!.

## Article 18 - Prohibited Acts and Penalties

The prohibited acts are divided into:

- Slight infringements will receive a penalty of shido.
- Grave infringements will receive a penalty hansoku-make.

If the referee decides to penalise the contestant(s), (except in the case of Sono-mama! in ne-waza) he shall temporarily stop the contest by announcing Mate!, indicate the appropriate gesture for transgression and announce the penalty while pointing to the contestant(s) who committed the prohibited act.

During the contest there will be two shido, and the third will be hansoku-make (2 warnings and then disqualification). Shido do not give a score to the other contestant, only technical scores can give points on the scoreboard.

Shido will be given to the competitor deserving it, in place, without having both competitors return to the formal start position (Mate! – shido – Hajime!) except when a shido is given for leaving the contest area.

There are several possibilities for disqualification (hansoku-make). When an contestant receives a hansoku-make they may or may not be allowed to continue in the competition if applicable.

In the case of hansoku-make resulting from progressive penalties, the contestant penalised with three shido is allowed to continue in the competition.

In the case of direct hansoku-make for protection of the judoka (diving headfirst onto the mat), the judoka is allowed to continue in the competition.

In the case of direct hansoku-make for acts against the spirit of judo the contestant cannot continue in the competition. The referee and judges must inform the IJF Sport Commission who will inform the person running the competition of this.

A penalty or penalties will not decide the winner, except for hansoku-make (direct or accumulative).

Double hansoku-make (three shido)

In regular time or golden score if both contestants receive three shido, both contestants will be considered losers, the contest result will be recorded as 0-0, with the following consequences:

- Final – both athletes will be awarded 2<sup>nd</sup> place.
- Bronze medal contest – both athletes will be awarded 5<sup>th</sup> place.
- Semi-final – both athletes will be awarded 5<sup>th</sup> place.
- Quarter-final or last 8 repechage – both athletes will be awarded 7<sup>th</sup> place.
- Rounds prior to the quarter-final – both athletes considered to be losers and will remain in the position they reached on the draw sheet. They can compete in the team event if it follows an individual competition i.e. world championships, Olympic Games etc.
- Relevant ranking points will be assigned in the case of previous wins.



In a round robin, if both contestants are given three shido, they are considered losers for that contest only and the contest result is recorded as 0-0. They can both compete in the next contest if applicable.

In a team event, if both contestants are given three shido, they are considered losers for that match only and the contest result is recorded as 0-0. They can both compete in the next round if applicable.

### Double direct hansoku-make

For a direct hansoku-make given to both contestants (in regular time or golden score), the IJF Ad Hoc Commission will decide the consequences.

Whenever a referee awards a penalty, he should demonstrate with a simple gesture the reason for the penalty.

A penalty can be awarded after the announcement of Sore-made! for any prohibited act done during the time allotted for the contest or, in some exceptional situations, for serious acts done after the signal to end the contest.

Referees are authorised to award penalties according to the “intention” or situation and in the best interest of the sport.

Should the referee decide to penalise the contestant(s), (except in the case of Sono-mama! in ne-waza) he shall temporarily stop the contest by announcing mate, should penalise or return the contestants to their starting positions (Article 11) and announce the penalty while pointing to the contestant(s) who committed the prohibited act.

Before awarding hansoku-make, the referee must consult with the IJF Supervisors and/or IJF Refereeing Commission and make his decision in accordance with the “majority of three” rule. When both contestants infringe the rules at the same time, each should be awarded a penalty according to the seriousness of the infringement.

When both contestants have been given two (2) shido and subsequently each receives a further penalty, they should both be declared hansoku-make. A penalty in ne-waza should be applied in the same manner as in Osaekomi!.

### Shido (Slight Infringements Group):

If a judoka (blue) commits a slight infringement and his opponent (white) throws him (blue) for waza-ari, both the penalty of shido for blue and the waza-ari for white will be given. If it is ippon (white) only the positive score will be assigned.

If a contestant (blue) commits a slight infringement and throws his opponent (white) but the latter (white) takes advantage of the situation to continue in ne-waza, the referee must announce the penalty for blue and at the same time allow the action to continue in favour of white until it reaches a conclusion either or score or mate. If blue counterattacks (e.g. breaks the osaekomi-waza and takes over the control, breaks the osaekomi-waza by applying shime-waza or kansetsu-waza) the referee must announce Mate!.

Shido is given to any contestant who has committed a slight infringement:

1. Negative positions, against the fighting spirit, will be penalised by shido (to adopt in a standing position, after kumi-kata, an excessively defensive posture, not searching for an attack, a defensive attitude etc.).

2. To make an action designed to give the impression of an attack but which clearly shows that there was no intent to throw the opponent (false attack). False attacks are defined as:

- Tori has no intention of throwing.
- Tori attacks without kumi-kata or immediately releases the kumi-kata.
- Tori makes a single fake attack or a number of repeated fake attacks with no breaking of uke's balance.
- Tori puts a leg in between uke's legs to block the possibility of an attack.

3. To pull the opponent down in order to start ne-waza unless in accordance with Article 10. When one contestant pulls his opponent down into ne-waza not in accordance with Article 10 and his opponent does not take advantage of this to continue into ne-waza, the referee shall announce Mate! and give shido to the contestant who has infringed Article 10 (without returning to the starting position).

4. In a standing position, before or after kumi-kata has been established, not to make any attacking moves. Recognizing the difficulty of preparing a throwing action, the time between kumi-kata and making an attack is 45 seconds as long as there is a positive progression. The referees should penalize strictly the contestant who does not engage in kumi-kata or who tries not to be gripped by the opponent

5. To put a hand, arm, foot or leg directly on the opponent's face. The face means the area within the line bordered by the forehead, the front of the ears and the jawline.

6. To go outside the contest area or intentionally force the opponent to go outside the contest area either in standing position or in ne-waza (see Article 5 - Exceptions).

If a contestant puts one foot outside of the contest area without immediate attack or not returning immediately inside the contest area, he is penalised by shido. Two feet outside the contest area is penalised by shido.



If the contestant is pushed outside the contest area by his opponent, then the opponent will receive a shido. (If the competitors leave the contest area, they are not penalised by shido when the attack is engaged in a valid position).

7. To force the opponent with either one or both arms, especially with a collar and lapel grip, to take a bending position without immediate attack will be penalised by shido for a blocking attitude.



8. To intentionally avoid taking kumi-kata in order to prevent action in the contest. Normal kumi-kata is taking hold the right side of the opponent's judogi, be it the sleeve, collar, chest area, top of the shoulder or back with the left hand and with the right hand the left side of the opponent's judogi be it the sleeve, collar, chest area, top of the shoulder or back and always above the belt or vice versa.

As long as a contestant makes a cross grip, that means with two hands, one hand on the opposite side of the back, shoulder or arm of the other contestant, he should attack immediately, or the referee must penalise with shido. Under no circumstances it is permitted to grab below the belt.

Cross gripping should be followed by an immediate attack. Same rule as for belt gripping and one side gripping.

A contestant must not be penalised for holding with an abnormal grip if the situation has been brought about by his opponent ducking his head beneath the holder's arm. Instead, the contestant who ducking beneath the holder's arm without an immediate attack will be penalised with shido (2).

Hooking one leg between the opponent's legs unless simultaneously attempting a throwing technique is not considered to be the normal kumi-kata and the contestant must attack immediately or the referee must penalise with shido.

9. Unconventional kumi-kata (cross grip, one side grip, belt grip, pocket grip, pistol grip etc.) will be penalised if there is no immediate attack (see the following examples of unconventional kumi-kata).





10. In a standing position, to continually hold the opponent's sleeve end(s) for a defensive purpose or to grasp by "screwing up" the sleeve end(s).

11. In a standing position, to continually keep the opponent's fingers of one or both hands interlocked, in order to prevent action in the contest or to take the wrist or the hands of the opponent only to avoid the grip or the attack on him.

12. To insert a finger or fingers inside the opponent's sleeve or of his trousers either in the ends of the trouser legs or in the waistband (top) of the trousers.
13. To bend back the opponent's finger(s) in order to break his grip.
14. To break the grip of the opponent with two hands (the referee should give shido only in the case of done infringement, not for supposed infringement).



15. To break the grip of the opponent with the knee or leg.



16. Cover the upper part of the lapel of the judogi jacket to prevent the grip.



17. Avoid uke's grip with a blow on his arm or hand.



18. Blocking the opponent's hand.



19. Contestants must enter and leave the field of play wearing their judogi in the proper way. If the judogi and/or belt becomes undone during the contest the contestant is obliged to quickly fix it back to the correct position. This can be between *Mate!* and *Hajime!* or during any break in action. The referee will award a penalty (*shido* or *hansoku-make* if it is the third penalties) towards the contestant (s) who does not re-adjust their judogi correctly between the *mate* and the subsequent *Hajime!*.

To intentionally disarrange his own or his opponent's judogi; to untie or retie the belt or the trousers without the referee's permission; to intentionally lose time arranging his judogi and belt. The referee should never touch a contestant's judogi or belt.





20. Leg grabbing, grabbing the trousers, blocking or pushing the opponent's leg(s) with their hands or arms. It is possible to grip the leg only when the two opponents are in a clear ne-waza position and the tachi-waza action has stopped.



These are valid actions and no shido will be given.





Tori in this tachi-shisei position can apply kansetsu-waza or shime-waza because uke is in a ne-waza position.



21. To encircle the end of the belt or jacket around any part of the opponent's body. The act of "encircling" means that the belt or jacket must completely encircle. Using the belt or jacket as an anchor for a grip (without encircling), e.g. to trap the opponent's arm, should not be penalised.

22. To take the judogi in the mouth (either his own or his opponent's judogi).

23. To put a foot or a leg in the opponent's belt, collar or lapel.

24. To apply shime-waza using either your own or your opponent's belt or bottom of the jacket or using only the fingers.



25. In shime-waza or kansetsu-waza over-stretching the leg is forbidden and the referee will announce mate immediately and sanction the contestant with shido.



Shime-waza while over-stretching a straight leg is forbidden. Special attention will be given to situations: where tori, whilst applying a shime-waza, also over-stretches and straightens uke's leg. Mate must be called immediately and a shido given.

26. To hug directly the opponent for a throw (bear hug).

Precision: To attack with a bear hug the contestant must have a minimum of one grip before making the attack.



It is not valid to grip simultaneously or to make a second grip consecutively. Only touching the judogi or the opponent's hands in order to avoid grips, is not considered as kumi-kata, gripping is necessary.

Bear hug - double points: if, after a blue bear hug, white throws blue for a waza-ari, the score (white waza-ari) and the penalty (blue shido) will be given.

These are valid grips for bear hug.



27. To apply leg scissors to the opponent's trunk (do-jime), neck or head (scissor with crossed feet), while stretching out the legs. In shime-waza (e.g. ryote-jime) it is forbidden to use the legs crossed to assist the grip.

28. To kick with the knee or foot, the hand or arm of the opponent, in order to make him release his grip or to kick the opponent's leg or ankle without applying any technique.

29. If both of the contestants are in a tachi-shisei (standing position) and one or both apply kansetsu-waza or shime-waza, Mate! and shido should be announced. However, if the action is dangerous or can injure the opponent, it will be hansouk-make.



30. The act of entangling the leg without making an immediate attack must be penalised with shido.



**Hansoku-make (Grave Infringements Group):**

Hansoku-make is given to any contestant who commits a grave infringement or who having been given two (2) shido, commits a further slight infringement.

When a contestant has repeated slight infringements and is to be penalised with his third (3rd) shido the referee, after consultation with the judges, shall give the contestant hansoku-make, that is to say that the third (3rd) shido is not announced as shido, but shall be announced directly as hansoku-make. The contest ends according to the Article 13.

Direct hansoku-make for protection of the contestant: the contestant loses this contest but can continue in the competition if applicable.

1.To “dive” headfirst, onto the tatami by bending forward and downward while performing or attempting to perform techniques such as uch-imata, harai-goshi, kata-guruma etc. it is forbidden to somersault forward when uke is on the shoulders or the back of tori.

2. Head defence, to ensure that judo has as little trauma as possible, if uke attempts voluntarily to use the head with any movement which is dangerous for the head, neck or spine, for defence and to avoid landing in / escaping from a score he shall be penalised with hansoku-make.



Special attention will be given to situations where tori attempts to throw his opponent during tachi-waza with, for example, seoi-otoshi, seoi-nage, sode-tsurikomi-goshi with the grip on both sleeves and koshi-guruma with both grips on the collar and uke makes an involuntary head defence. These are examples and this situation can occur with other throwing techniques. In this situation there is no penalty for either tori or uke.

Direct hansoku-make for acts against the spirit of judo: contestants are NOT allowed to continue in the competition and will remain in the position they reached on the draw sheet.

1. To apply kawazu-gake (to throw the opponent by winding one leg around the opponent's leg, while facing more or less in the same direction as the opponent and falling backwards into him).

Even if the thrower twists/turns during the throwing action, this should still be considered “kawazu-gake” and be penalised. Techniques such as o-soto-gari, o-uchi-gari, and uchi-mata where the foot/leg is entwined with opponent's leg will be permitted and should be scored.



2. To apply kansetsu-waza anywhere other than to the elbow joint. To attempt such throws as harai-goshi, uchi-mata, etc., with only one hand gripping the opponent's lapel from a position resembling ude-hishigi-waki-gatame (in which the wrist of the opponent is trapped beneath the thrower's armpit) and deliberately falling, face down, onto the tatami is likely to cause injury and will be penalised. No intent to throw an opponent cleanly onto his back is a dangerous action and will be treated in the same way as ude-hishigi-waki-gatame.

3. To fall directly to the tatami while applying or attempting to apply techniques such as ude-hishigi-waki-gatame (see point 2 above).

4. To reap the opponents supporting leg from the inside when the opponent is applying a technique such as harai-goshi etc.

5. To make any action this may endanger or injure the opponent especially the opponent's neck or spinal vertebrae.

6. To intentionally fall backwards when the other contestant is clinging to his back and when either contestant has control of the other's movement.

7. To lift the opponent off the tatami and forcefully push him back onto the tatami without a judo technique.

8. To disregard the referee's instructions.

9. To make unnecessary calls, remarks or gestures derogatory to the opponent or referee during the contest.

10. To wear a hard or metallic object (covered or not).

11. Any action against the spirit of judo (this includes anything that can be described as anti-judo) may be punished by a direct hansoku-make at any time in the contest.

When a contestant has repeated slight infringements and is to be penalised with his third (3<sup>rd</sup>) shido the referee, after consultation with the judges, shall give the contestant hansoku-make, that is to say that the third (3<sup>rd</sup>) shido is not announced as shido, but shall be announced directly as hansoku-make. The contest ends according to the Article 13.

## Article 19 - Default and Withdrawal

The decision of fusen-gachi (win by default) shall be given to any contestant whose opponent does not appear for his contest according to the 30 seconds rules.

Forfeit of a contest: If one contestant is ready on time and the opponent is missing an IJF Sport Director (or nominated person) will ask the speaker to announce, the last call for the missing contestant.

The referee will then invite the prepared contestant to wait at the edge of the competition area. The scoreboard will start to count down 30 seconds. If at the end of 30 seconds the opponent is still not present at the tatami, the referee will invite the contestant to enter the competition area and will be declared the winner by fusen-gachi.

The Referees must be sure before awarding fusen-gachi that they have received the authority to do so by the IJF Sport Director or nominated person.

The IJF Ad Hoc Commission can decide if a contestant forfeiting a contest may participate in the repechage.

The decision of kiken-gachi shall be given to any contestant whose opponent withdraws from the competition for any reason, during the contest.

Any contestant not willing to comply with the requirements of hygiene, hair and head cover regulation (see E1.3 Hygiene) shall be refused the right to compete and the opponent shall win the contest by fusen-gachi, if the contest has not yet started, or by kiken-gachi, if the contest has already started, according to the "majority of three" rule.

If a contestant loses a contact lens during the contest and cannot immediately recover it, and if he then informs the referee that he cannot continue competing without the contact lens, the referee shall give the victory to his opponent by kiken-gachi according to the 'majority of three' rule.

## Article 20 - Injury, Illness or Accident

In this article the person in the role of the doctor is defined in Appendix E.

The decision of the contest where one contestant is unable to continue because of injury, illness or accident during the contest shall be given by the referee according to the 'majority of three' rule following the clauses below:

### a) Injury

1. Where the cause of the injury is attributed to the injured contestant, he shall lose the contest.

2. Where the cause of the injury is attributed to the uninjured contestant the uninjured contestant shall lose the contest.

3. Where it is impossible to determine which of the contestants was the cause of the injury, the contestant unable to continue shall lose the contest.

4. If there is an injury caused by contestants from another contest on a nearby tatami, the injured contestant has the right to ask the referee to see the doctor.



Treatment can be given if needed and the contestant can continue the contest if able.

5. Where there is an injury caused by an external object (e.g. LED or advertising board, photographer camera). The injured contestant has the right to ask the referee to see the doctor and receive treatment if necessary and is able to continue in the contest if able.

If during the contest a contestant is injured due to an action by the opponent and the injured contestant cannot continue, the referees should analyse the case and make a decision based on the rules. Each case shall be decided on its own merit.

b) Sickness, generally, where one contestant is taken sick during a contest and is unable to continue, he shall lose the contest.

c) Accident, where an accident occurs, which is due to an outside influence (force majeure), after consulting with the IJF Supervisors and/or IJF Refereeing Commission members, the contest shall be considered cancelled or postponed. In those cases of 'force majeure', the IJF Sport Director, the IJF Sport Commission and the IJF Supervisors and/or IJF Refereeing Commission members will take the final decision.

#### Medical Examinations

a) The referee shall call the doctor, if necessary, also inside the contest area, to attend to a contestant who has received a severe impact to the head or back (spinal column), or whenever the referee has reason to believe there may be a grave or serious injury. In either case, the doctor will examine the contestant in the shortest time possible and indicate to the referee whether the contestant can continue or not.

Generally, only one (1) doctor for each contestant is allowed on the competition area. Should a doctor require an assistant(s), the referee must first be informed. The coach is never allowed on the competition area. The referee shall draw near to the injured contestant to ensure that the assistance provided by the doctor is within the rules.

However, the referee may consult with the IJF Supervisors and/or IJF Refereeing Commission in case they need to comment on any decision.

If the doctor, after examining an injured contestant, advises the referees that the contestant cannot continue the contest the referee, after consultation with the IJF Supervisors and/or IJF Refereeing Commission, shall end the contest and declare the opponent to be the winner by *kiken-gachi*.

b) The contestant may ask the referee to call for the doctor, but in this case the contest is terminated, and his opponent shall win by *kiken-gachi*.

c) The doctor may also ask to attend to his contestant, but in this case the contest is terminated, and the opponent will win by *kiken-gachi*.



In any case whenever the referees are of the opinion that the contest should not continue, the central referee after consulting with the IJF Supervisors and/or IJF Refereeing Commission members, shall end the contest and indicate the result in accordance with the rules.

Bleeding injuries, when a bleeding injury occurs, the referee shall call the doctor to assist in stopping and isolating the bleeding, if possible, outside the contest area, with the presence of a judge. The contestant is not allowed to compete while bleeding.

However, the same bleeding injury may be treated by the doctor on two (2) occasions. The third (3<sup>rd</sup>) time that the same bleeding injury occurs, the referee, after previous consultation with the judges, shall end the contest for the contestant's own safety and he shall declare the opponent to be the winner by kiken-gachi. In any case where the bleeding cannot be contained and isolated, the opponent shall be the winner by kiken-gachi

Minor injuries, a minor injury may be treated by the contestant himself. For example, in the case of a dislocated finger, the referee shall stop the contest (by calling Mate! or Sono-mama!) and allow the contestant to reset the dislocated finger. This action should be done immediately with no assistance from the referee or the doctor and the contestant can continue in the contest.

The contestant will be allowed to reset the same finger on two (2) occasions. If the same dislocation occurs a third (3<sup>rd</sup>) time, the contestant shall not be considered to be in condition to continue in the contest. The referee, after previous consultation with the judges, shall end the contest and declare the opponent to be the winner by kiken-gachi.

The doctors of the organising committee or the accredited doctor of the teams intervene upon request of the referees.

The doctors of the organising committee or teams' doctors must be able to intervene on the field of play, at their own request, when deemed necessary, in case of danger to the contestant(s) health i.e. a bad landing on the head or a strangulation.

To show they want to make this exceptional request, they should stand at the edge of the competition surface showing two arms in cross in the height of the chest to inform the referee that they wish to make an emergency intervention. The referee must stop the contest and allow the doctor to enter the tatami. Such an intervention will mean the loss of the contest for his contestant, so should only be taken if necessary

Three cases are possible:

The team doctor / local organisation doctor / IJF doctor announces that the contestant cannot continue the contest because their health is in danger. The opponent will be declared winner by kiken-gachi.

The team doctor / local organisation doctors / IJF doctor announces that the contestant can continue without danger to his health and the contest continues.

If the intervention of the team's doctor is not justified by the IJF Supervisors and/or IJF Refereeing Commission members and the IJF Medical Commission delegate a final decision will be made about the continuation of the contest and will make an official report (see Appendix E).

#### Medical Assistance

The medical assistance in the following cases should be outside of the competition area, close to the medical table, the injured contestant must be accompanied by one of the judges.

##### a) In a minor injury.

In the case of a broken nail, the doctor is allowed to assist in cutting the nail. The doctor may also help in adjusting a scrotum injury (testicles).

##### b) In a bleeding injury.

For safety measures whenever there is blood it must always be completely isolated with the assistance of the doctor by means of adhesive tape, bandages, nasal tampons, (the use of blood clotters and haemostatics products is permitted). When the doctor is called to assist a contestant, such medical assistance should be given as quickly as possible.

Note: With the exception of the above situations, if the doctor applies any treatment the opponent shall win by kiken-gachi.

#### Types of vomiting

Any type of vomiting by a contestant shall result in kiken-gachi for the other contestant. (See paragraph: b) Sickness).

In the case when a contestant through a deliberate action causes an injury to the opponent, the penalty given to the contestant inflicting the injury on the opponent shall be a direct hansoku-make, apart from any other disciplinary action that may be taken by IJF Ad Hoc Commission.

When a doctor clearly realises - especially in the case of shime-waza – that there is a serious danger to the health of one of the contestant that he is responsible for, he can go to the edge of the competition area and call upon the referees to immediately stop the contest. The referees shall take all necessary steps to assist the doctor. Such an intervention will necessarily mean the loss of the contest for his contestant and should therefore only be taken in extreme cases.

If a cadet loses consciousness during shime-waza they are no longer able to continue in the competition.

The official team doctor shall have a medical degree and must register prior to the competition. He shall be the only person allowed to sit in the designated area and must be so identified. e.g. by wearing a red cross armband or waistcoat.

When accrediting a doctor for their team, the National Federations must take the responsibility for the actions of their doctors. The doctors must be aware of any amendments and the interpretations of the rules.

If an injured contestant needs prolonged medical treatment on the tatami, the referee will declare the non-injured opponent as the winner who will then leave the competition area.

The referee must stay on the tatami observing treatment or emergency procedures until the injured contestant is transported safely from the competition area. If necessary, the medical team should screen the injured contestant off from the view of the public.

The referee should be the last person to leave the tatami.

If the treatment of the injured contestant is extended onto the safety area of a neighbouring competition area, the IJF Sport Director will stop any contests on affected tatami until it is safe to continue.

### **Article 21 - Situations not Covered by the Refereeing Rules**

When a situation arises, which is not covered by these rules, it shall be dealt with and a decision given by the referees after consultation with the IJF Ad Hoc Commission, IJF Refereeing Commission members and/or IJF Supervisors.





# IJF MEDICAL AND ANTI-DOPING HANDBOOK

All medical and on-site anti-doping matters (at competitions) are the responsibility of the IJF Medical Commission. Further information can be found in the Event Organisation Guide. Reference should also be made to Appendix D IJF Refereeing Rules.

## E1.1 Medical Requirements

In case of an injury, the priority is the athlete's health. Primarily it is the team doctor (or team physiotherapist) who is responsible for the health of their athletes.

The local organising committee shall provide sufficient medical treatment during the competition, including on site treatment and hospital treatment if needed. They should also provide qualified medical personnel and arrange sufficient medical materials and equipment.

A minimum of one ambulance must be at the competition venue at least 30 minutes before the start of a competition day. In case the ambulance has to leave the venue, a minimum of one ambulance must immediately be available on site for replacement. In the absence of either an ambulance or a team of local organising doctors the competition cannot be started or continued.

### E1.1.1 Decision Making on the Field of Play

Only certified (and licensed) medical doctors can enter the field of play and go on the tatami to treat athletes. When a medical decision is needed on the field of play the local organising doctors can assist the team doctor. In case of a dispute between them, the team doctor will take the decision, however the IJF Medical Commissioner has the final say. The same policy applies in the absence of a team doctor.

### E1.1.2 Decision Making off the Field of Play

When a medical decision is needed out of the field of play, the decision is up to the team doctor (or team physiotherapist). In the absence of a team doctor when there is a dispute between the team physiotherapist and the local organising doctors, the local organising doctors will take the decision on life threatening situations. However, in any cases if there is a dispute, it is the IJF Medical Commissioner who has the final say.

### E1.1.3 Rights and Responsibilities

The IJF Medical Commissioner has the responsibility to:

- Arrange for sufficient hygienic conditions.
- Arrange for sufficient health care for all participants, including staff.
- Assure that there is an acting medical team at the field of play.

The IJF Medical Commissioner has the right to:

- Recommend stopping the competition in case of the delay of the ambulance or the team of local organising doctors is more than 15 minutes.
- Stop a contest in case of a dangerous injury.
- Make a final decision whether an injured athlete can continue the contest or not.

Local organising doctors have the responsibility to:

- Be present at the field of play in sufficient number during the entire competition.
- Have sufficient equipment.

Local organising doctors have the right to:

- Make a decision, in consultation with the IJF Medical Commissioner, whether an injured athlete can continue the contest or not in case there is no team doctor.



## E1.2 Medical Suspension Following Concussion

Athletes of all age categories with suspected concussion (confirmed by either the IJF Medical Commission delegate if a Medical Doctor, or by the relevant event's head of medical services) are not allowed to compete within the period of seven (7) days starting the day after the date of the injury. Athletes can return to competition having a medical clearing from their team medical doctor, family doctor or any other medical doctor having the authority to issue such a clearing. The IJF Medical Commission will register athletes under medical suspension.

Recognition of a concussion:

The concussion is a traumatism of the head or the neck that alters the brain function in an immediate or transitional way. In nine (9) cases, out of 10, it is not associated with loss of consciousness. It is very important, in case of traumatism, to respect safety instructions in order to preserve the athlete's health and to ensure an appropriate medical follow-up.

Signs of recognition

During the contest:

- Loss of consciousness, convulsions.
- Disorder of balance, of vision (seeing stars, double vision).
- Headache, tiredness, confusion, somnolence.
- Memory troubles (to ask simple questions: their name, the place...).

After the contest:

- Irritability, sadness, impression of drunkenness.
- Hypersensitivity to noise, to light.
- Sleep disorders.
- Reduction of performance.

Safety instructions:

- To stop the contest immediately.
- The athlete must be taken care of by a doctor or a person who has a close relationship with the athlete.
- To respect the rest period prescribed by the doctor.
- To officially inform in writing the IJF Medical Commission.
- Return to activity only with a medical certificate specifying the date.

## E1.3 Hygiene

- The Judo gi shall be clean, generally dry and without unpleasant odour.
- The nails of the feet and hands shall be cut short.
- The personal hygiene of the contestant shall be of a high standard.
- Long hair shall be tied up so as to avoid causing any inconvenience to the other contestant. Hair shall be tied by means of a hair band made of rubber or similar material and be void of any rigid or metal components. The head may not be covered except for bandaging of a medical nature, which must adhere to this one.
- Any contestant not willing to comply with the requirements of hygiene, judogi rules or the head cover regulation shall be refused the right to compete and the opponent shall win the contest by Fusen-gachi, if the contest has not yet started, or by kiken-gachi, if the contest has already started, according to the "majority of three" rule.



## E1.4 Doctors' Code of Conduct

Doctors must respect the Code of Ethics, statutes and regulations of the IJF. In the case of an infringement proven, penalties may range from a simple verbal warning to exclusion of competition.

They shall:

- Sit in the delegation doctor's chair while their athlete is competing.
- Enter the tatami when called by the referee.
- Not coach, shout, cheer or film.

Doctors must respect the following dress code:

- Doctors shall always wear their accreditation on the field of play as well as in the warm up area. The doctor's symbol should appear on their accreditation.
- Jeans, overalls, shorts, 3/4 length trowsers, leggings, sandals, any kind of head caps or cover, flip flops, body or facial piercings are not allowed, low-cut necklines and mini-skirts are not allowed.
- Avoid jewellery that could scratch or touch a patient while getting close to examine him/her.
- Garments that may interfere with clinical communication, and its assessment, shall be removed.
- Change immediately if uniforms or clothes become visibly soiled with blood stains or other.
- Tie long hair off the collar.
- Avoid manicure and jewellery that could scratch or touch a patient while getting close to examine the athlete.
- Wear soft-soled, closed toe shoes.
- Cover tattoos where these are extensive or may be deemed offensive.
- Shall not wear neck-ties.

## E1.5 Doping Control Requirements

The local organising committee must provide and arrange for doping control following the World Anti-Doping Agency (WADA) rules (International Standard for Testing and Investigation - ISTI) for both urine and blood testing respecting the minimum level of analysis as given in the Technical Document for Sport Specific Analysis (TDSSA).

The Doping Control Station (DCS) has only one function providing space for doping tests. No other function or unauthorised traffic (no weight control, no use as medical / emergency room, no use as dressing room) is allowed. It must be guarded, locked and clearly separated from the competition area. The location of the DCS shall be marked with clear signs from various directions. No filming or picture taking is allowed in the doping control area.

### E1.5.1 Event Testing

During IJF events athletes can be requested to provide samples for either an in- or out-of-competition test.

Doping control for in-competition tests is carried out under the supervision either of an IJF Medical Commissioner or a representative of the IJF Medical Commission. Out-of-competition tests are the responsibility of the authorised Sample Collection Authority.

### **E1.5.2 Selection Procedure for Doping Control**

The selection criteria for doping control is defined for each event in the event's outlines. The IJF Medical Commission delegate together with an IJF Official and a representative of the responsible Sample Collection Authority will carry out the draw; all participants must sign the draw protocol.

Any further tests are at the discretion of IJF or an authorised Testing Authority.

### **E1.5.3 Athlete Notification**

Athletes are notified according to ISTI 5.4. For in-competition tests athletes are notified after their last contest on a day.

#### **E1.5.3.1 Modification for Minor Athletes**

Athletes who are minors should be notified and tested in the presence of an adult accompanying person of their choice respecting the WADA rules (ISTI, Annex C).

### **E1.5.4 Accredited Laboratory**

Only WADA accredited/approved Laboratories can analyse the samples. The Doping Control Coordinator has to inform the IJF Medical Commissioner about which laboratory will be used.

In case of Adverse Analytical Finding detected, the IJF will follow the IJF Anti-Doping Rules.

The IJF Medical Commission delegate has the right to cancel or stop a test if it is medically justified.





# **IJF DISCIPLINARY CODE AND CODE OF ETHICS**

**APPENDIX F**

## IJF Disciplinary Code, Disciplinary Commission of First Instance, Disciplinary Appeal Commission, Functioning Regulation (22/08/2019)

### IJF STATUTES: ANNEXE 1: IJF DISCIPLINARY CODE

The present Code established in conformity with the provisions of Articles 30 and 31 of the IJF Statutes, was adopted on 21/08/2019 by the IJF Executive Committee (EC) and was ratified by the IJF Congress the 22/08/2019.

The IJF disciplinary bodies have the authority to investigate any fact or incident contrary to the judo moral code, to the principle of mutuality, to the IJF Statutes and regulations or that is likely to be the subject of penal action in the country of origin of the accused person and attributable to IJF individuals or legal entities, of its members and members affiliated to them.

Anything contrary to the moral, ethical, deontological or sporting spirit of judo, affecting its image and reputation and the failure to comply with the rules defined by the Association of Summer Olympic International Federations (ASOIF) and the International Organizing Committee (IOC) in terms of sports betting are subject to sanction by the IJF disciplinary bodies.

The present code does not apply to the exercise of the disciplinary authority in terms of anti-doping.

### Section I

#### PROVISIONS REGARDING THE DISCIPLINARY BODY OF IJF

##### ■ Article 1 Preamble

In accordance with the IJF Statutes, a disciplinary body is established by the IJF, the IJF Disciplinary Commission, ruling in first instance, which has the authority to discipline members of the IJF and its affiliates. It covers any fact or incident that occurs during IJF judo activities or related events. In the case of incontestable gross misconduct, the IJF President, in consultation with the General Secretary, may take provisional precautionary measures before the deliberation of any disciplinary body. The same Disciplinary body will form the Disciplinary Appeal Commission for the cases judged in First Instance by Continental Unions or Member National Federations.

The appeal is suspensive unless otherwise decided by the disciplinary body of First Instance, duly motivated. The Appeal Commission will come to a decision on the basis of the submitted argument.

**ALL APPEAL REQUESTS TO CONTINENTAL UNIONS THAT ONLY HAVE DISCIPLINARY BODIES OF FIRST INSTANCE WILL BE DEALT WITH BY THE IJF OR COURT OF ARBITRATION FOR SPORTS.**

The decision of the IJF Disciplinary Commission is subject to appeal by the person concerned or the IJF Executive Committee with the Court of Arbitration for Sport (CAS).



*Byelaw 1 a: In the case that the appeal does not emanate from the accused person, the disciplinary appeal body informs him /her immediately and indicates the deadline for submitting his/her observations. The IJF Executive Committee, if it does not agree with the decision, has the right to appeal.*

■ Article 2 Composition

The IJF Disciplinary Commission is comprised of three to five members, including a session Chair and Vice Chair; at least one of the members must have legal expertise. The IJF President shall designate for each session proposes three (3) to five (5) members from a list of judges proposed by the Member Federations and approved by the IJF Executive Committee.

The Commission can validly debate while at least 3 members are present.

The members of the Disciplinary Commission must be independent and cannot be members of the IJF Executive Committee. The members cannot be indemnified or paid by the IJF, but their expenses will be reimbursed in accordance with financial regulation.

*Byelaw 2a: In the case of the absence or definitive exclusion of the President of the IJF Disciplinary Commission of First Instance, the presidency is assumed by the Vice-President or, in his absence, by its oldest member. In the case of the definitive exclusion of a member of the list, a new member is appointed under the same conditions as his (her) predecessor for the remaining period of the mandate.*

■ Article 3 Admissibility of complaints and initiation of the procedure

The IJF members can ask the IJF Executive Committee to make use of the IJF Disciplinary bodies for any fact or incident that occurs during the judo activities of the national federations or the continental unions. Only the IJF Executive Committee, represented by the IJF President, can decide on the initiation of the disciplinary procedure.

At the initiation of the procedure, the IJF General Secretary informs the person concerned and, if appropriate, the persons with parental/guardian responsibility and the legal representative that a disciplinary procedure is initiated against him/her by sending a written document informing them about the allegation, by a registered letter or any other means that allows proof of receipt by the addressee. The instruction period then starts.

If the General Secretary has any connection to the case, the appointment of the Commission members and the notices are made by any member of the Executive Committee appointed by the IJF President.

*Byelaw 3 a: The IJF Executive Committee can give authority to the disciplinary instance of a Union or a National federation member of the IJF in order to assume the disciplinary power usually coming within the competence of the IJF disciplinary bodies.*

*Byelaw 3 b: A case can be referred to the IJF Disciplinary Commission of First Instance by the IJF Executive Committee on the request of a private individual or legal entity affiliated to the IJF.*

*Byelaw 3 c: In the case of conflict of interest, the IJF Executive Committee decides which authority is most competent to hear the case.*

**Byelaw 3 d:** *Any member of the IJF Executive Committee with any connection to the case will not take part in the decision.*

■ **Article 4 Conciliation between the parties**

A member of the Executive Committee can be appointed before the initiation of the disciplinary procedure to proceed to conciliation. After the proposed agreement of the parties, the member of the Executive Committee will propose the conciliation to the IJF Executive Committee. In the case of the refusal of the parties or the Executive Committee to accept the decision, the disciplinary procedure will be initiated.

■ **Article 5 Investigation and referral to the Disciplinary Commission**

Referral is made either after the report required by the Executive Committee or the IJF President, or also directly by the IJF President.

■ **Article 6 Notice**

The accused individual accompanied, if appropriate, by persons with parental/guardian responsibility, is called before the Disciplinary body by the IJF General Secretary. This notice is sent at the request of the President of the concerned disciplinary body, by registered letter or by any other means that allows proof of receipt by the addressee, at least fifteen (15) days before the date of the session. The notices can be sent by email, if the instruction can be certain of a reliable email address.

When the disciplinary procedure is initiated against a legal entity, its legal representative is called under the same conditions.

The person concerned can choose to defend itself by setting up a file.

*Byelaw 6 a: The person concerned can only be represented by a lawyer. He/she can be assisted by a person of his /her choice.*

*If he/she does not understand English, French or Spanish well enough, he/she can be assisted by a translator.*

*Byelaw 6 b: The person concerned or his/her defender can consult the report and the contents of the file before the session. He/she can request witnesses of his/her choice; their names should be communicated at least eight (8) days before the meeting of the disciplinary body. The President of the Jury can refuse to hear any testimony that he deems abusive. These consultations can be made by electronic means.*

*Byelaw 6 c: The notice mentioned in paragraph 1 indicates to the person concerned his/her rights, as defined in the present article.*

Travel expenses of the appellant will not be reimbursed.

The deadline of fifteen (15) days mentioned in the first paragraph can be reduced to eight (8) days in case of emergency or upon request. In this case, the right to require the hearing of the persons is applied without any deadline.

The deadline can exceptionally be shorter than eight (8) days, if the person against whom the disciplinary procedure is started is participating in a competition.

The place of the hearing will be determined by the President of the Jury, with the agreement of the IFJ President taking into account the place of residence of the judges, and the parties and the suitability and availability of the venue.



## ■ Article 7 Adjournment

In the emergency case mentioned in the last paragraph of the previous article and except in the case of a force majeure, the adjournment of the case cannot be requested.

The request for an adjournment in first instance or in appeal must be received at least eight days before the hearing and may only be requested once.

## ■ Article 8 Hearing

The President of the Jury can hear any person whose evidence is deemed useful. If such a hearing is decided upon, the President of the Jury informs the person concerned. The person concerned and, where necessary, the defender is invited to speak at the end of the hearing.

## ■ Article 9 Confidentiality

All facts, incidents and information that the President of the Jury, the members of the disciplinary bodies and the secretaries of session gain knowledge of, whilst carrying out their duties, are confidential. Any breach of confidentiality will result in the termination of the functions of the disciplinary body member or the secretary of the session.

## ■ Article 10 Decision

The Disciplinary Commission makes a judgment based on the evidence.

*Byelaw 10 a: The decision will include the following points:*

*Debate, analysis, sanction, application details, information, means and deadline of appeal and the date of sanction commencement.*

*Byelaw 10 b: The decision is signed by the President of the Jury and the secretary of the session who is responsible for the drafting of the report of the session.*

*The Secretary of the session can be one of the members of the Disciplinary Commission.*

The IJF President and the General Secretary are immediately notified by letter addressed under the same conditions as those defined in article 6. They then inform the persons concerned and the IJF Executive Committee.

## ■ Article 11 Deadline

The IJF Disciplinary Commission of First Instance must pronounce its judgment within sixteen (16) weeks of the initiation of disciplinary proceedings. When the Commission is established in Disciplinary body of appeal the sixteen (16) weeks deadline is in effect as from its referral.

Where no decision is taken within this period, the case is removed from the disciplinary body of First Instance to the Executive Committee which should reorganize the procedure within two (2) weeks. Otherwise, the disciplinary procedure will be cancelled.

*Byelaw 11 a: In the case that the session was adjourned in accordance with article 7, the deadline mentioned in the previous paragraph is extended for a period equal to the adjournment period.*

## Section II

### DISCIPLINARY SANCTIONS

#### ■ Article 12 Sanctions

The disciplinary sanctions should be chosen from the measures below:

- 1) **Sports penalties** such as downgrade, disqualification, withdrawal of a medal or title.
- 2) **Disciplinary sanctions** chosen from the following measures:
  - a) Warning
  - b) Reprimand
  - c) Suspension from a competition or duties
  - d) Fines, though they cannot exceed the fines set for the contraventions under Swiss law.
  - e) Provisional or definitive withdrawal of the status of the IJF member and all its affiliated components.
  - f) Expulsion

3) Ineligibility to the governing bodies for a specified period.

In the case of the first sanction, suspension from a competition can be replaced, with the agreement of the person concerned and, if any, of his/her legal representative, by the performance of activities of general interest for a set period, for the benefit of a federation or a sports association.

#### ■ Article 13 Commencement of sanctions

The disciplinary body sets the date when the sanctions become effective. If this is not possible, the sanctions will be effective from the date of the notification of the decision to the person concerned.

#### ■ Article 14 Suspended sentence

The sanctions mentioned in point 2) c and 2) e of article 12 of the present byelaw may, in the case of the first sanction, be totally or partly suspended.

A suspended sanction is deemed void if, within 3 years of the sanction being pronounced, the person concerned was not the subject of any sanction mentioned in 2) c and 2) e of article 12. Any new sanction within this period results in the revocation of the suspension.

### IJF Code of Ethics (22.08.2019)

#### 1. INTRODUCTION

Judo, an Olympic sport since 1964, was created in 1882 by Jigoro Kano as a martial arts discipline with its principle objectives being the physical and intellectual education of Men and Women.

In compliance with the major principles which have led to the creation of Judo, the International Judo Federation has established a Code of Ethics adapted to everyone involved in judo. This Code of Ethics reflects the major principles of the Code of Ethics of the IOC, which serves as a reference and must be respected.

Therefore, the IJF, its ethics, and everyone involved in organising an IJF event are required to apply these educational values and this code of behaviour and to ensure that the Code of Ethics is adhered to in all fields, places and circumstances (competition venue, training venue, media platforms, etc.).

## 2. IOC CODE OF ETHICS

### DIGNITY

Safeguarding the dignity of the individual is a fundamental requirement of the Olympism. There shall be no discrimination between the participants on the basis of race, gender, ethnic origin, religion, philosophical or political opinion, marital status or other grounds.

All doping practices at all levels are strictly prohibited. The provisions against doping in the World Anti-Doping Code shall be scrupulously observed.

All forms of harassment of participants be it physical, professional, religious, political, hierarchical or sexual, and any physical or mental injury to participants are prohibited. All forms of participation in, or support for, all forms of promotion of betting related to sport in general and more specifically to the Olympic Games are prohibited and must not, by any manner whatsoever, infringe upon the principle of fair play, show non-sporting conduct, or attempt to influence the result of a competition in a manner contrary to sporting ethics...»

All the IJF Managers and Officials, its continental, national and other member bodies undertake to respect the provisions of the Olympic charter and the Code of Ethics of the IOC and the IJF. (Wherever the term «Olympic Parties» is used, it refers to the IJF and its structures and the Olympic bodies).

## 3. COMPETITORS

The competitors, and especially the champions, are the face of judo; they must convey, through their behaviour, the educational values and the ethics of our discipline. The champions on and off the mat represent the image of judo.

### RESPECT FOR THE CONTEST CEREMONY

The ceremony of the bow was formalised by the IJF Education Commission. It must be scrupulously observed.

The bows and particularly the bow to the opponent at the beginning of the contest must be respected rigorously and it is prohibited to use bows or ceremonies from other combat sports or disciplines.

It is, of course permissible to congratulate the opponent at the end of the contest or apologize for an awkward gesture.

### RESPECT FOR THE RULES

- The rules of the sport, and its anti-doping and betting regulations must be scrupulously respected.

### RESPECT FOR PEOPLE AND THE FACILITIES

- At all times opponents, coaches, referees, organisers, guests, the media, and the public must be spoken to calmly and with respect, without making aggressive or obscene gestures.
- The anti-doping code and sport betting regulations must be adhered to.
- Both victory and defeat must be accepted by exercising self-control and without showing any ostentatious behaviour.
- Exercise self-control and remain disciplined in all circumstances.
- Do not abuse any equipment and ensure all facilities, hotels and other places put at your disposition are respected.
- Judokas represent the sport of Judo and the national teams of their countries.

#### RESPECT FOR THE INSTRUCTIONS AND THE PROTOCOL

- Respect the competition regulations and the instructions of the organisers and in particular the schedules and different protocols.
- Be respectful and always control one's attitudes and feelings during awards ceremonies and any other functions.

#### RESPECT FOR HYGIENE

- Physical appearance and cleanliness are important. Guard against any contagion. Appear with a clean judogi in accordance with the IJF regulations. Wear shoes at all times off the mat and never go on either the competition mat or the warm-up mat with shoes on.

#### RESPECT FOR OTHERS

- Do not show any object, sign or religious gesture or movement of any ostentatious form before, during or after the contest or during the formal ceremonies.

#### RESPECT FOR DECISIONS

- Respect the referees' decision, without complaint, both during and after the competition.
- Never voluntarily lose a contest and always inform the IJF of any gift offered to fix a contest.

### 4. COACHES AND THEIR TEAMS

#### EXERCISE FAIR PLAY

- Respect the opponent, his/her coach, the members of his/her team, the referees, any persons involved in the organisation, the guests, the media, and the public.
- Comply with the rules of fair play and always exercise exemplary manners.

#### RESPECT FOR THE RULES

- Respect the Code of Ethics, the IJF statutes and regulations, and the sport organisation regulations, anti-doping and betting rules, follow the instructions of the organisers and in particular the schedules and protocols.
- Observe the role of the coaches without exceeding it.
- Only gifts of very small value may be offered or accepted, as a token of appreciation or friendship by the Olympic parties or the IJF, in compliance with local custom. Any other gift must be handed by the beneficiary to the organisation to which he/she belongs.
- Hospitality towards the members and staff of the Olympic parties and anyone accompanying them must not exceed the norms of the host country.
- Respect the regulations regarding any conflicts of interest.
- Follow scrupulously the rules and instructions of the IOC on sports betting.
- Respect the impartiality and defend the integrity of the refereeing body.

#### RESPECT FOR ETIQUETTE

- Follow and respect the dress code required for each of the different phases of the competition and the events relating to it.
- Remain modest in victory and accept defeat with dignity. Exercise self-control and discipline: do not show anger or frustration – control one's feelings.
- Respect the decision of the referees, without complaint both during and after the contest.
- Always behave in a dignified and respectful manner.

## RESPECT FOR OTHERS

- Do not show any object, sign, religious gesture or movement of any ostentatious nature before, during or after the contest or during any official ceremonies.
- Do not show disrespect to others by making any uncontrolled gestures or through any other actions not in compliance with the current rules in the spirit of Judo before, during or after a contest.
- Do not be physically or verbally abusive either in competition and/or in training, towards any judoka or any other person.

## RESPECT FOR THE FACILITIES

- Look after all equipment and respect the facilities in all allocated areas and spaces, including hotels and other accommodations.
- Judokas are expected wherever they are to represent their sport and discipline and the national teams of their countries.

## 5. REFEREES

### RESPECT FOR THE RULES AND REGULATIONS

- Respect the IJF's Code of Ethics, statutes and regulations, as well as the competition organisers' regulations. Always respect the instructions of the organisers and in particular the schedules.
- Follow the duties and tasks within the referees' areas of responsibilities without exceeding them. Respect the referees' code of ethics.
- Only gifts of very small value may be offered or accepted, as a token of appreciation or friendship by the Olympic parties or the IJF, in compliance with local custom. Any other gift must be handed in by the beneficiary to the organisation to which he/she belongs.
- Hospitality towards members and staff of the Olympic parties and anyone accompanying them must not exceed the norms of the host country.
- Respect the regulations regarding conflicts of interest.
- Respect scrupulously the rules and instructions of the IOC on sports betting
- Respect the impartiality and defend the integrity of the refereeing body.
- Referees who have been selected for World Championships or the Olympic Games may only officiate in countries other than their own with the agreement of the President of the IJF. Failure to do so will result in deselection.

### RESPECT FOR ETIQUETTE

- Wear the correct uniform and follow the dress code.
- Exercise self-control, courtesy and good manners both on and off the mat, in all circumstances, whatever the environment by controlling one's attitudes and emotions.
- Reserve your judgment about the refereeing decisions taken during the competition.
- Avoid making any statements during the competition, except if requested or authorised by the IJF.

## 6. MANAGERS

### RESPECT FOR THE RULES

- The managers of the IJF, the Continental Unions and the member federations are the legal representatives of world judo and in this capacity, should behave accordingly.
- Respect the Code of Ethics, the IJF statutes and regulations, the role of the manager without exceeding it.

- Only gifts of very small value may be offered or accepted, as a token of appreciation or friendship by the Olympic parties or the IJF, in compliance with local custom. Any other gift will be handed by the beneficiary to the organisation to which he/she belongs.
- Hospitality towards the members and staff of the Olympic parties as well as the persons who accompany them must not exceed the norms of the host country.
- The parties will respect the regulations regarding conflicts of interest and will participate in the prevention of conflicts of interest, particularly by declaring all interests that they hold (financial ties, shareholding, management, work contract, etc.) in a structure (company, associations, foundation, etc.) that has signed an agreement, in particular a commercial agreement, with the IJF.
- A conflict of interest is any interfering situation of a nature that may influence or appear to influence the independent, impartial and objective exercise of a position.
- Respect scrupulously the rules and instructions of the IOC on sports betting.

### RESPECT FOR ETIQUETTE

- Follow the dress code appropriate to the events.

### RESPECT FOR OTHERS

- Do not show any object, sign, religious gesture or movement or any ostentatious form before, during or after the contest or during the official ceremonies.
- Do not be disrespectful by making any uncontrolled gesture or through any other action not in compliance with the current rules in the spirit of judo before, during or after the contest.
- Do not be violent, either physically or verbally towards competitors or any other person.

### RESPECT FOR RESOURCES

- Manage in full transparency the resources put at the disposal of the managers by the sports and private bodies and account for their use.

### 7. BREACHES TO THE CODE OF ETHICS

- If there is proof of a breach to the Code of Ethics, depending on the seriousness of the established facts, a verbal warning is given or, if necessary, a written report is forwarded to the IJF General Secretary in the week following the incident.
- The written report must be explicit and record accurately the facts of the incident naming the involved persons, quote the testimonies and specify the addresses and telephone numbers of the witnesses who can contribute to a better understanding of the incident. The report must be written in one of the three official languages of the IJF. An acknowledgement of receipt will be sent to the concerned party.
- Depending on the nature and gravity of the facts, the IJF General Secretary, in agreement with the IJF President, may:
  - Directly take the necessary measures to stop the failure to uphold the Ethics Code and the integrity of the sport and of the IJF,
    - Bring the matter to the IJF Ethics Committee,
    - Bring the matter to the IJF Disciplinary Commission,
    - Bring the matter to external authorities with jurisdiction (e.g. police, Interpol, courts).
- In any case, the General Secretary and the President shall inform the IJF Executive Committee of their actions.



# SPORT COMPETITION

All sport competition matters are the responsibility of the IJF Sport Commission.



## G1.1 IJF Event Phases

The competition normally consists of two sessions, preliminaries and the final block. The competition phases that take place in the sessions depends on the type of event. Any changes to this will be agreed and approved by the IJF Head Sport Director.

Depending on the number of participants some rounds may not be required for every category.

Event	Competition type	Event phase
Grand Prix and Grand Slam	Quarter-final repechage	Preliminaries <ul style="list-style-type: none"> <li>- Elimination round of 128</li> <li>- Elimination round of 64</li> <li>- Elimination round of 32</li> <li>- Elimination round of 16</li> <li>- Quarter-finals</li> <li>- Repechage</li> <li>- Semi-finals</li> </ul>
		Final block <ul style="list-style-type: none"> <li>- Contests for bronze medal</li> <li>- Final – gold medal</li> </ul>
Masters	Quarter-final repechage	Preliminaries <ul style="list-style-type: none"> <li>- Elimination round of 64</li> <li>- Elimination round of 32</li> <li>- Elimination round of 16</li> <li>- Quarter-finals</li> <li>- Repechage</li> <li>- Semi-finals</li> </ul>
		Final block <ul style="list-style-type: none"> <li>- Contests for bronze medal</li> <li>- Final – gold medal</li> </ul>
World Championships Seniors	Quarter-final repechage	Preliminaries <ul style="list-style-type: none"> <li>- Elimination round of 128</li> <li>- Elimination round of 64</li> <li>- Elimination round of 32</li> <li>- Elimination round of 16</li> <li>- Quarter-finals</li> </ul>
		Final block <ul style="list-style-type: none"> <li>- Repechage</li> <li>- Semi-finals</li> <li>- Contests for bronze medal</li> <li>- Final – gold medal</li> </ul>
World Championships Juniors and Cadets	Quarter-final repechage	Preliminaries <ul style="list-style-type: none"> <li>- Elimination round of 64</li> <li>- Elimination round of 32</li> <li>- Elimination round of 16</li> <li>- Quarter-finals</li> <li>- Repechage</li> <li>- Semi-finals</li> </ul>
		Final block <ul style="list-style-type: none"> <li>- Contests for bronze medal</li> <li>- Final – gold medal</li> </ul>

World Championships Mixed Teams	Quarter-final repechage	Preliminaries <ul style="list-style-type: none"> <li>- Elimination round of 64</li> <li>- Elimination round of 32</li> <li>- Elimination round of 16</li> <li>- Quarter-finals</li> <li>- Repechage</li> <li>- Semi-finals</li> </ul>
		Final block <ul style="list-style-type: none"> <li>- Contests for bronze medal</li> <li>- Final – gold medal</li> </ul>
World Championships Open	Quarter-final repechage	Preliminaries <ul style="list-style-type: none"> <li>- Elimination round of 64</li> <li>- Elimination round of 32</li> <li>- Elimination round of 16</li> <li>- Quarter-finals</li> </ul>
		Final block <ul style="list-style-type: none"> <li>- Repechage</li> <li>- Semi-finals</li> <li>- Contests for bronze medal</li> <li>- Final – gold medal</li> </ul>
Olympic Games	Quarter-final repechage	Preliminaries <ul style="list-style-type: none"> <li>- Elimination round of 64</li> <li>- Elimination round of 32</li> <li>- Elimination round of 16</li> <li>- Quarter-finals</li> </ul>
		Final block <ul style="list-style-type: none"> <li>- Repechage</li> <li>- Semi-finals</li> <li>- Contests for bronze medal</li> <li>- Final – gold medal</li> </ul>
Olympic Games Mixed Teams	Quarter-final repechage	Preliminaries <ul style="list-style-type: none"> <li>- Elimination round of 16</li> <li>- Quarter-finals</li> <li>- Repechage</li> <li>- Semi-finals</li> </ul>
		Final Block <ul style="list-style-type: none"> <li>- Contests for bronze medal</li> <li>- Final – gold medal</li> </ul>
Youth Olympics Games Individuals	Full repechage	Preliminaries <ul style="list-style-type: none"> <li>- Elimination round of 32</li> <li>- Elimination round of 16</li> <li>- Repechage first round of 16</li> <li>- Repechage second round of 16</li> <li>- Quarterfinals</li> <li>- Repechage first round of 8</li> <li>- Repechage second round of 8</li> <li>- Semifinals</li> <li>- Repechage round of 4</li> </ul>
		Final block <ul style="list-style-type: none"> <li>- Contests for bronze medal</li> <li>- Final – gold medal</li> </ul>

## G1.2 Athlete Scoreboards

The scoreboards must be placed in such a way that they are visible to the athletes, coaches, referee, judges, the IJF Supervisors and the IJF Refereeing Commission members. They can be stand-alone TV screens or integrated in the LED.

The scoreboards must show:

- The name of the athletes.
- Which athlete is wearing the white judogi and which is wearing the blue judogi.
- The three-letter country code.
- The country flag.
- Weight category.
- The time.
- Scores and penalties.
- Event phase (including golden score).



## G1.3 Standard Forms for IJF Events


## Delegation Confirmation List



**Delegation Control List**  
**Paris Grand Slam 2020**



**CMR**  
 Cameroon

#	Category	Change	FAMILY NAME	Given Name	Gender	DoB	WRL	ID	Coach Finals	
1	-60 kg		TSALA TSALA	Bernadin	m	20.05.1995	60	8CCE-51AB	1	
2	-81 kg		MOUTBEKA	Lea-Victor	m	28.01.1979	358	6A24-5DE6	2	
1	-63 kg		WEZEU DOMBEU	Helene	w	08.10.1987	43	893C-27C7	3	
2	-70 kg		ARREY SOPHINA	Ayuk Otay	w	03.01.1994	55	988C-9FD9	4	
3	+78 kg		MBALLA ATANGANA	Hortence Vanessa	w	05.01.1992	24	BDCE-8362	5	
1	Coach		CHENET	Rodrigue	m	07.02.1981		431E-8FB3	A 6	
2	Coach		NGO BATANG	Dona V Therese	w	22.09.1976		678F-F67F	B 7	
3	Doctor		MULUEM	Olivier Kennedy	m	13.01.1978		D47D-9945	8	
4	Physiotherapist		ZIBI OTTOU	Rodrigue Herve Fritz	m	19.07.1988		8147-9848	9	
5	President		KINGUE DIHANG	Alain Christian	m	13.08.1973		43EE-3D19	10	

Please confirm that above categories, name spellings and seeding information are correct and complete  
 Veuillez vérifier et confirmer que les noms et les poids sont corrects et complets  
 Favor confirmar que la información de los competidores así como los datos de siembra son correctos y completos

X

Signature team leader

Delegation checked	Finances checked	Coach eMail

# Weigh-in List



## Weigh-in List Grand Prix Hohhot 2018

# -60 kg

#	Nation	FAMILY NAME	Given Name	Date of birth	Exact weight <small>(one position after decimal point)</small>	Signature of player <small>(only in case of overweight)</small>	Out
1	BRA	PELIM	Phelipe	05.01.1990			
2	BRA	TAKABATAKE	Eric	09.01.1991			
3	CHN	LIU	Wenzhi	28.07.2000			
4	CHN	SHANG	Yi	16.03.1994			
5	CHN	SU	Rilege	14.04.1995			
6	CHN	ZHANG	Haiyang	14.02.1999			
7	GBR	MACDONALD	Neil	06.05.1997			
8	JPN	OSHIMA	Yuma	07.01.1995			
9	KAZ	KYRGYZBAYEV	Gusman	28.09.1992			
10	KAZ	SMETOV	Yeldos	09.09.1992			
11	KOR	LEE	Harim	27.06.1997			
12	LAO	SITHISANE	Soukphaxay	01.05.1996			
13	MAR	BASSOU	Issam	12.10.1998			
14	MGL	DASHDAVAA	Amartuvshin	15.12.1987			
15	MGL	GANBAT	Boldbaatar	03.01.1987			
16	NED	KOFFJUBERG	Roy	14.01.1996			
17	NED	TSJAKADOEA	Tornike	05.10.1996			
18	NEP	BAM	Mohan	12.06.1991			
19	PRK	JON	Pae Dong	21.10.1994			
20	PRK	PAK	Yong Nam	27.04.1996			
21	RUS	MSHVIDOBADZE	Robert	17.08.1989			
22	RUS	OGUZOV	Albert	28.09.1991			
23	TPE	YANG	Yung Wei	28.09.1997			

NAME and Signature Weigh-in Official	NAME and Signature Weigh-in Official	NAME and Signature Weigh-in Official	NAME and Signature Sports Director



## Example of Contest Order



### IJF Grand Slam Paris 2010

(FRA Paris, 6-7 February 2010)

## Contest Order Tatami 1

### Category: -60 kg

Preliminary round, Contest # 1							
1)	-60 kg	UZB	SOBIROV, Rishod [1001]	[1] ALVES, Breno	BRA		
Preliminary round, Contest # 3							
2)	-60 kg	BEL	BOMBOIR, Damien [1008]	[5] MEREBASHVILI, Paata	GEO		
Preliminary round, Contest # 4							
3)	-60 kg	FRA	MILOUS, Sofiane [1009]	[13] KOPIKE, Robert	GER		

### Category: -48 kg

Preliminary round, Contest # 1							
4)	-48 kg	JPN	FUKUMI, Tomoko [1001]	[1] BENARD, Elena	FRA		
Preliminary round, Contest # 4							
5)	-48 kg	NED	ENTE, Birgit [1009]	[13] GARATEJO, Stefany	COL		
Preliminary round, Contest # 5							
6)	-48 kg	HUN	CSENOVICZKI, Eva [1004]	[3] MESTRE, Dayaris	CUB		

### Category: -60 kg

Preliminary round, Contest # 7							
7)	-60 kg	MAR	IDRISSI, Alae [1005]	[7] MESSINA, Martin	CMR		
Preliminary round, Contest # 8							
8)	-60 kg	HUN	BURJAN, Laszlo [1012]	[15] MUSLIMOV, Artur	RUS		

## Example of Referees' List



### Referee List Grand Slam Tokyo 2017

# REF

01.12.2017

#	Nation	FAMILY NAME	Given Name	Number	Tatami	Selected	Referee	Judge	Classification
1	HUN	FRIDRICH	Annamaria	1	I				
2	JPN	OKADA	Yasuhiko	2	I				
3	BRA	VIEIRA	Jeferson	3	I				
4	EGY	ANWAR ALI	Khaled	4	I				
5	ITA	CHYURLIA	Roberta	5	I				
6	JPN	AMANO	Akiko	6	II				
7	AUT	POIGER	Roland	7	II				
8	MEX	GARCIA	Everardo	8	II				
9	AUS	PETR	Lubomir	9	II				
10	RUS	SMOLIN	Vasily	10	II				
11	MGL	TURBAT	Enkhtsetseg	11	III				
12	FIN	KARINKANTA	Velimatti	12	III				
13	DOM	CRUZ	Orlando	13	III				
14	UZB	PERETAYKO	Vyacheslav	14	III				
15	GEO	NUTSUBIDZE	Vladimer	15	III				
16	KOR	HYUN	Sook Hee	16	IV				
17	GER	WOLF	Frank	17	IV				
18	GUA	CABEIRO	Andres	18	IV				
19	TJK	SHAMIROV	Ramzi	19	IV				
20	TUR	BAYAT	Nedim	20	IV				
21	FRA	BATAILLE	Matthieu	21	IV				





Example of Contest Sheet

Weight Category Catégorie de Poids	Gender Genre	Date	Mat	Obs	N°

White / Blanc	Ctry/Pays	Blue / Bleu	Ctry/Pays

IPP	WAZ	SHIDO	IPP	WAZ	SHIDO
X/H / 3	2	1	X/H / 3	2	1

GS	IPP	WAZ	SHIDO	IPP	WAZ	SHIDO	GS
	X/H / 3	2	1	X/H / 3	2	1	

SCORES	TECHNIQUES / PENALTIES TECHNIQUES / PENALITES	TIME TEMPS	SCORES	TECHNIQUES / PENALTIES TECHNIQUES / PENALITES	TIME TEMPS
GS			GS		

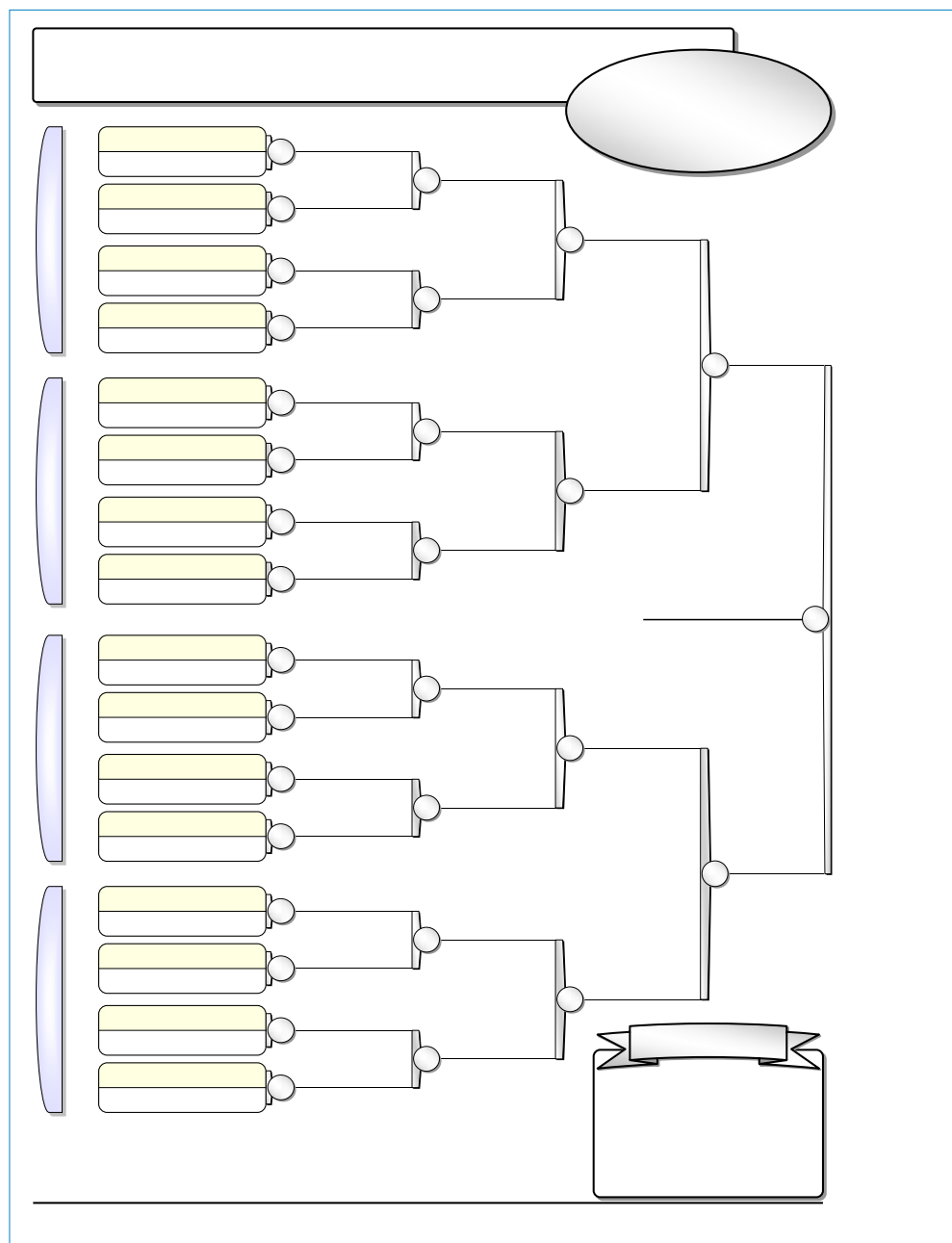
WINNER / VAINQUEUR	Ctry / Pays	SCORE / RESULTAT	CODE	TIME / TEMPS

N°	JUDGE JUGE	Ctry / Pays	N°	REFEREE / ARBITRE	Ctry / Pays	N°	JUDGE JUGE	Ctry / Pays

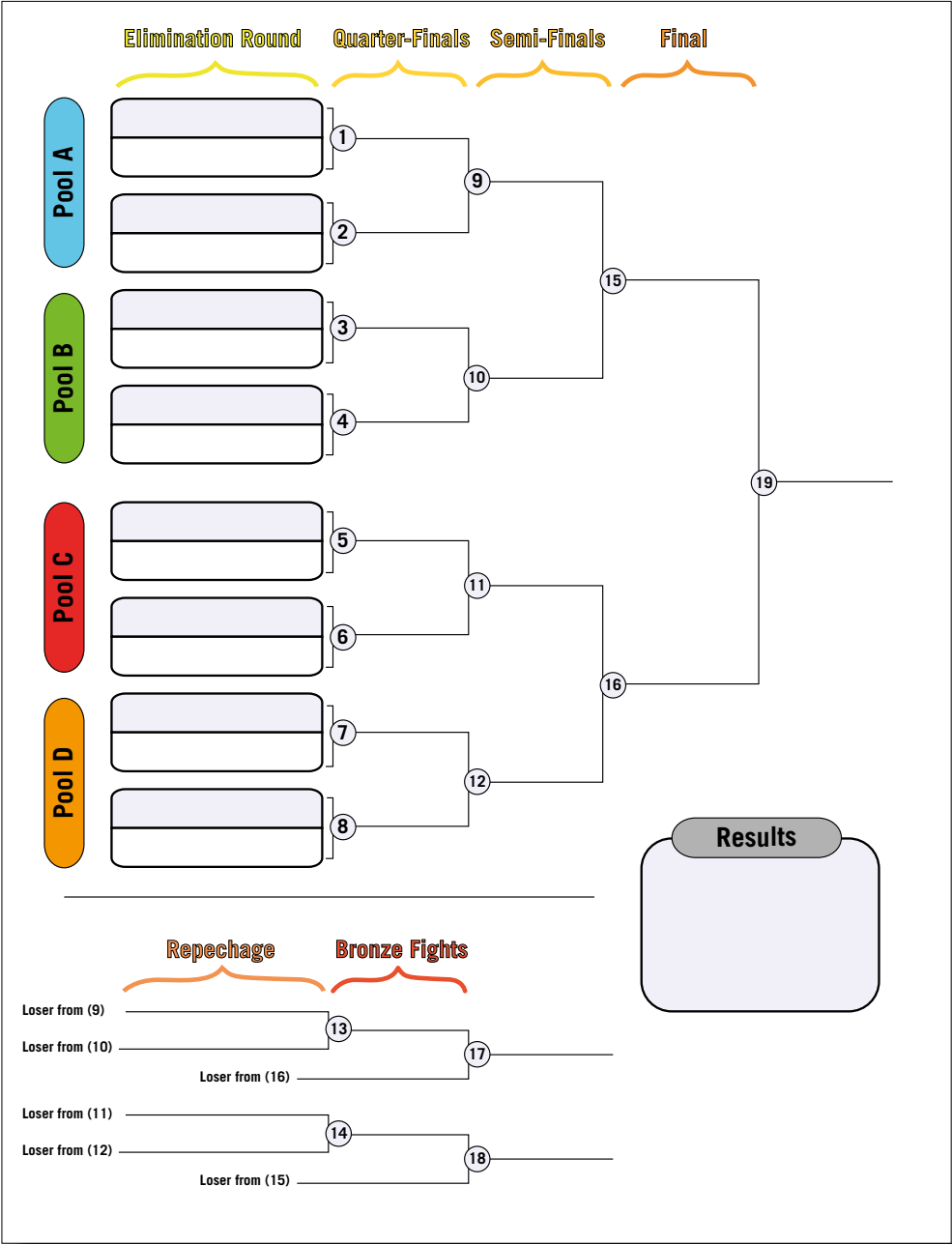
Signature of the representative of the IJF Sport Commission

Signature du représentant de la Commission Sportive de la FIJ

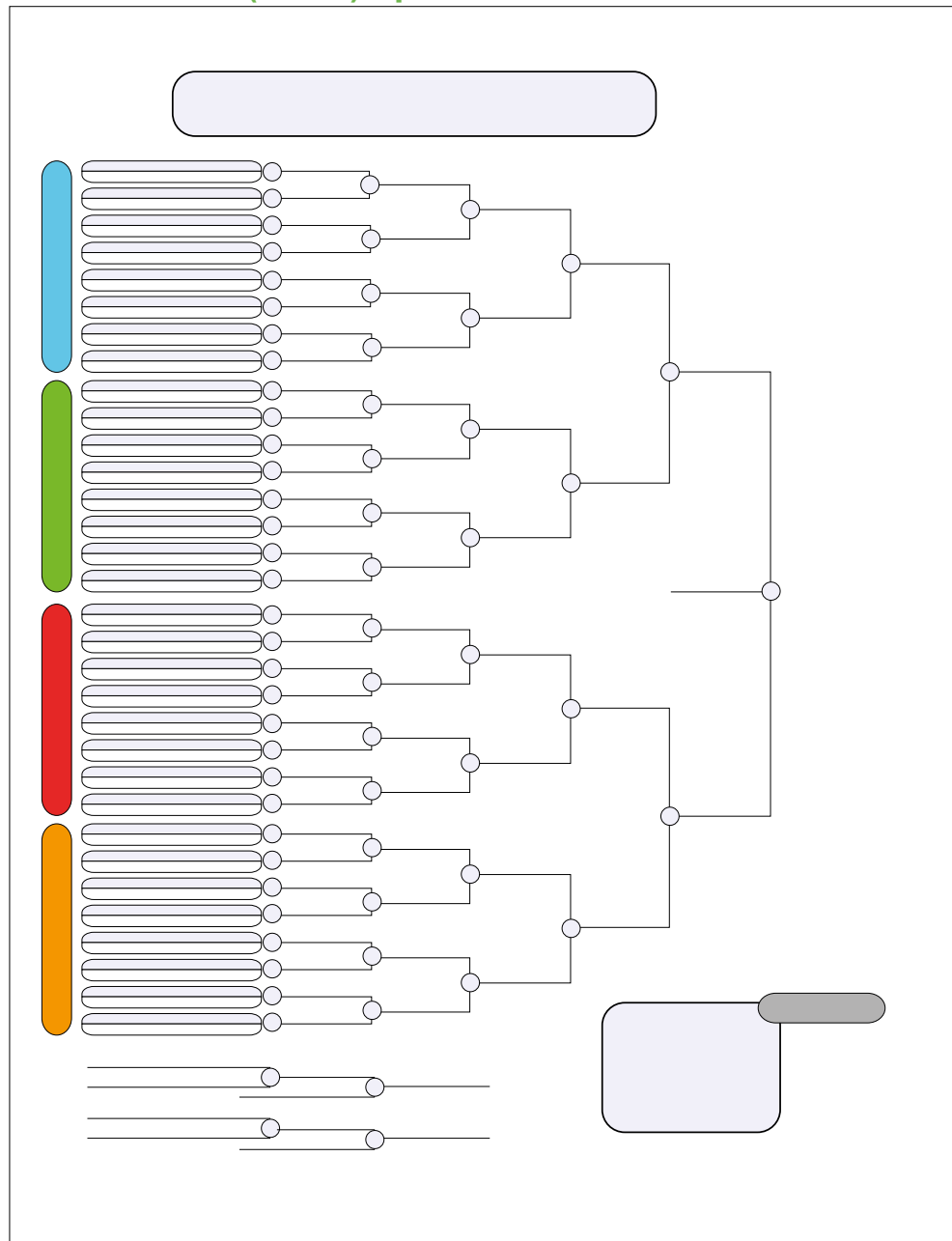
# Direct Knockout



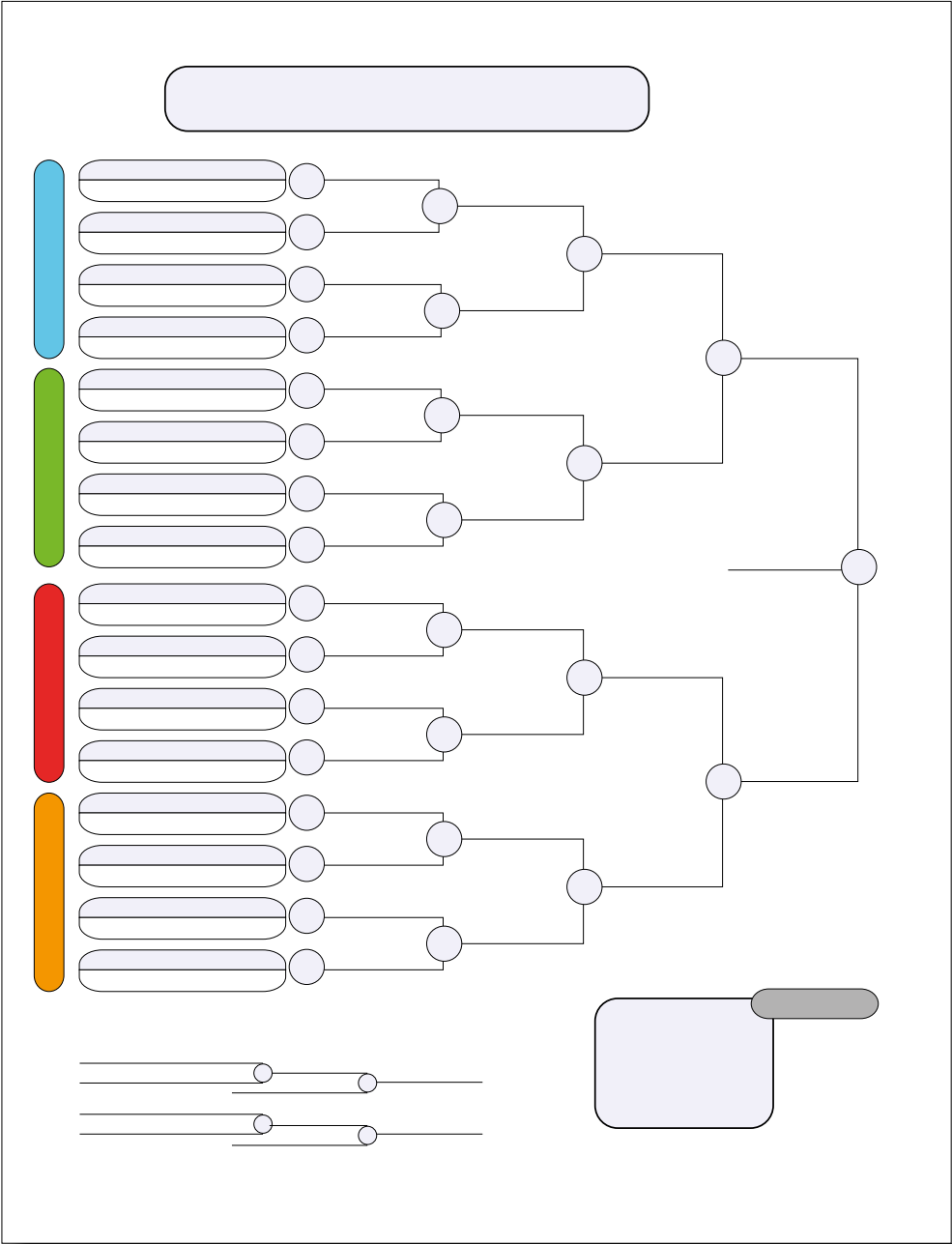
Quarter-Final Repechage



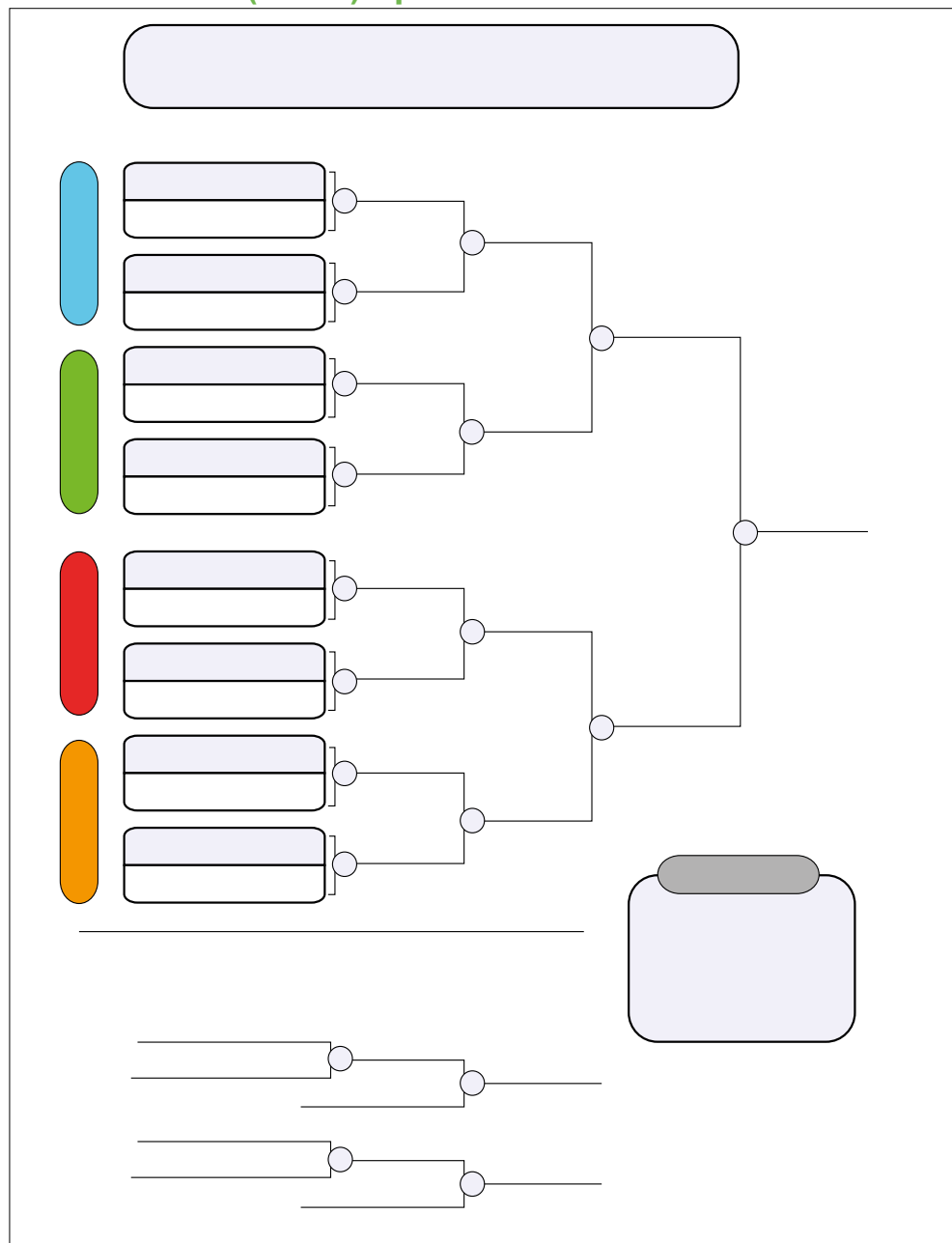
## An Elimination System with Repechage Starting at the Quarter-Final (last 8)/up to 64 Athletes or Teams



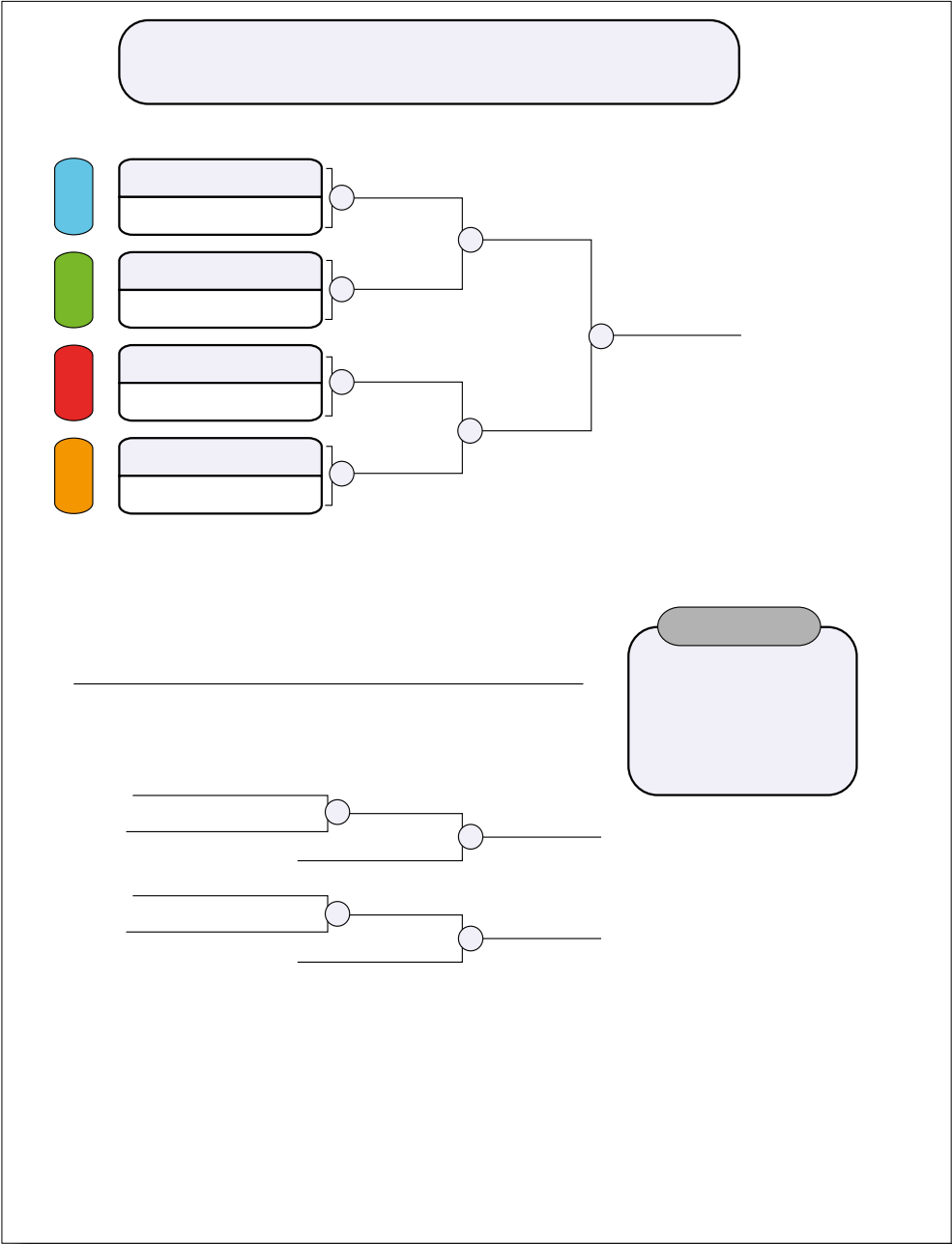
An Elimination System with Repechage Starting at the Quarter-Final (last 8)/up to 32 Athletes or Teams



## An Elimination System with Repechage Starting at the Quarter-Final (last 8)/up to 16 Athletes or Teams

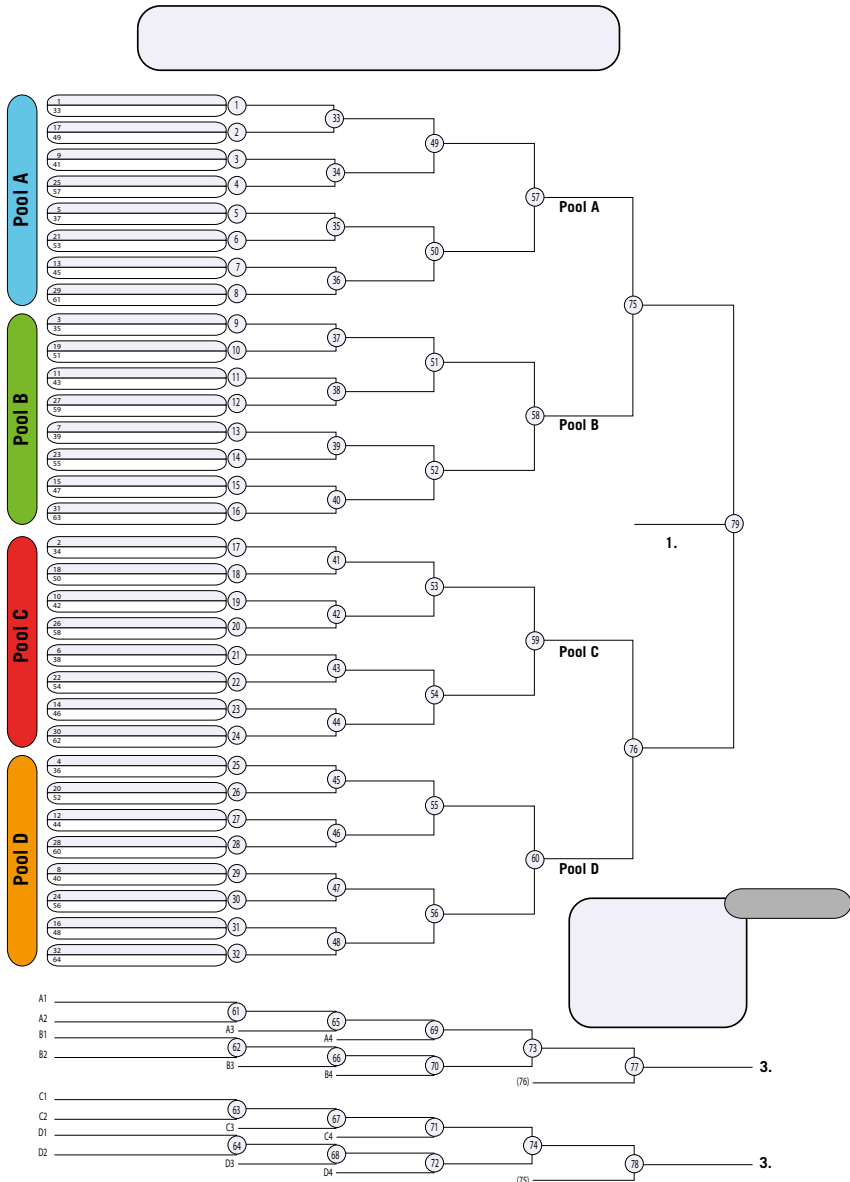


An Elimination System with Repechage Starting at the Quarter-Final (last 8)/up to 8 Athletes or Teams

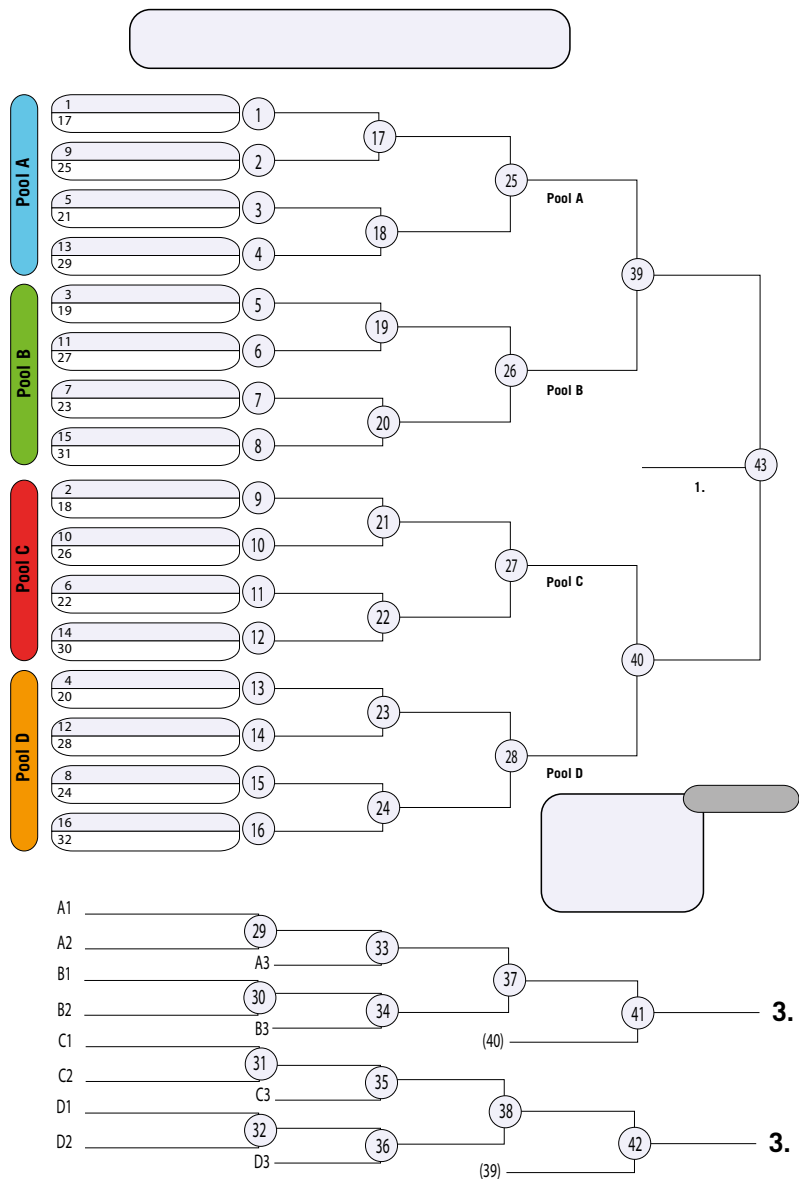




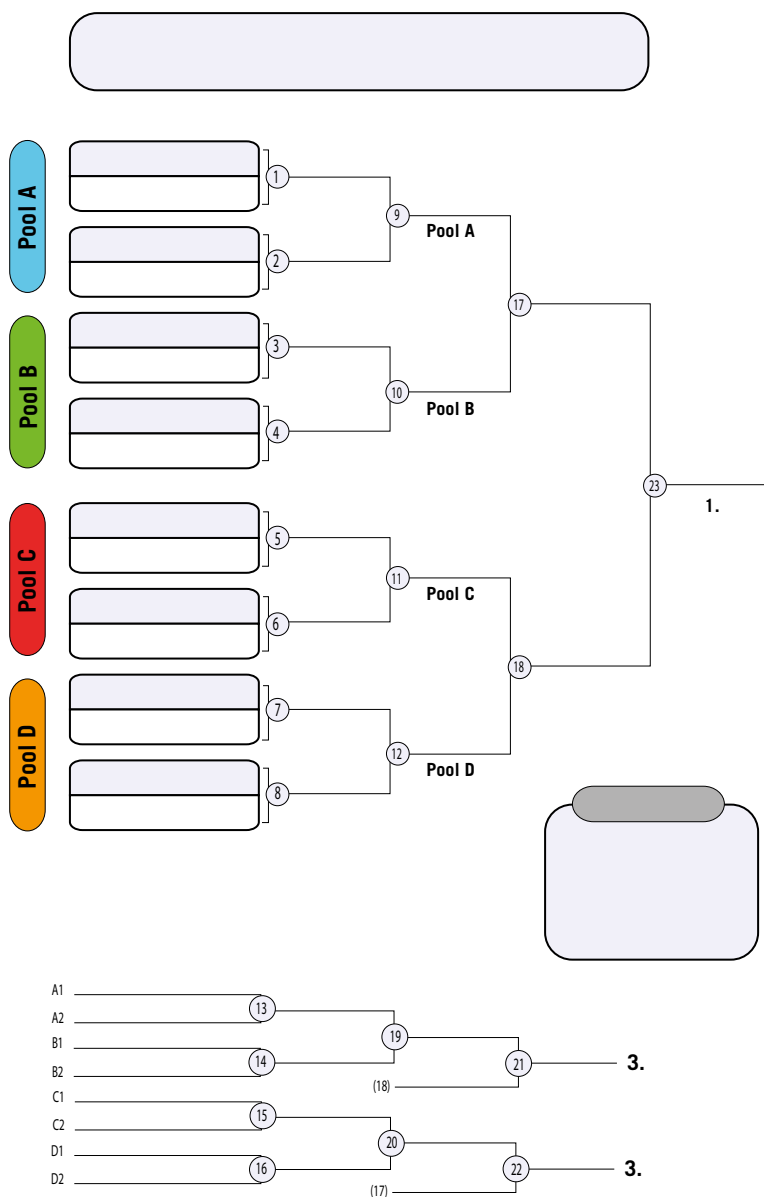
# Double Repechage/up to 64 Athletes or Teams



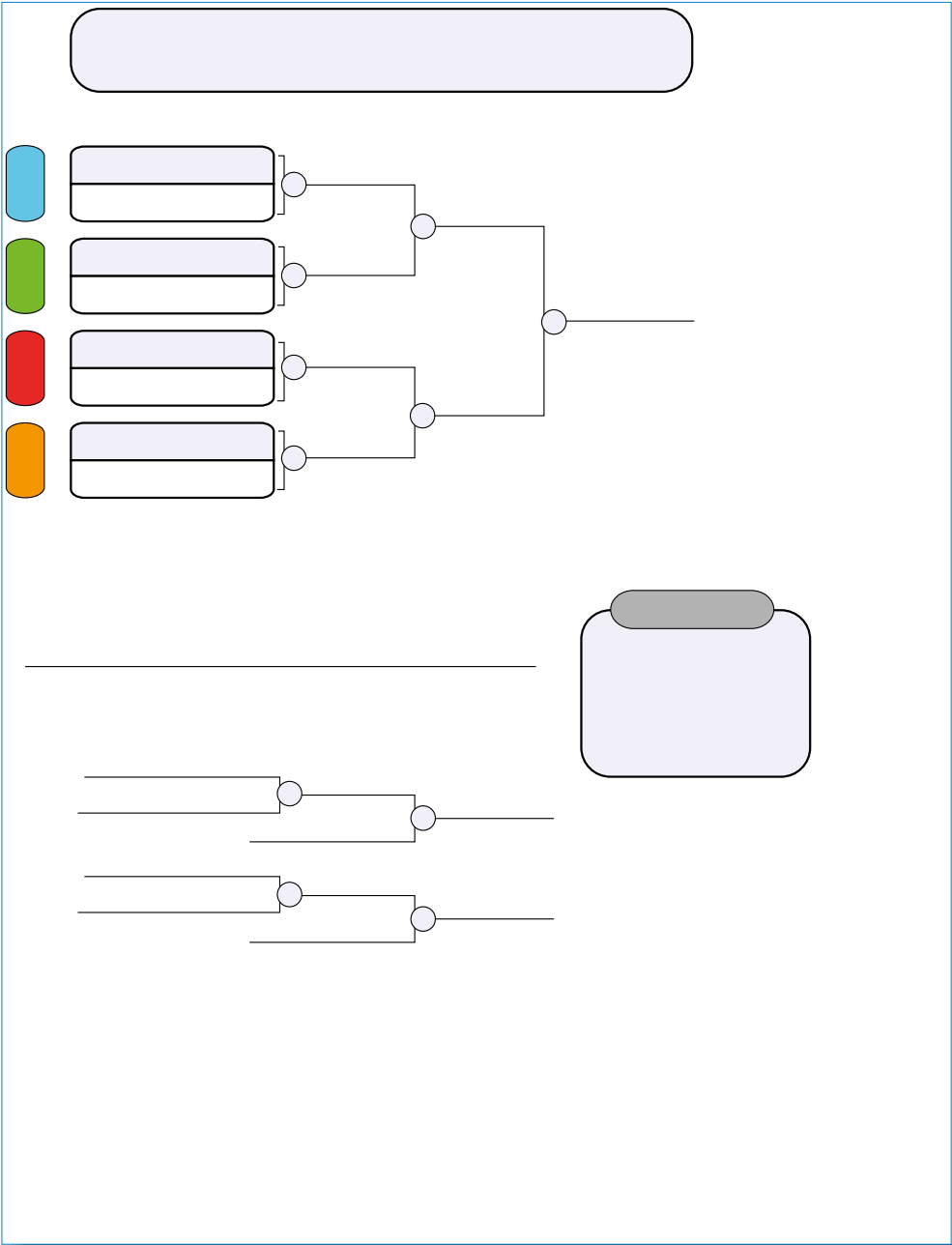
Double Repechage/up to 32 Athletes or Teams



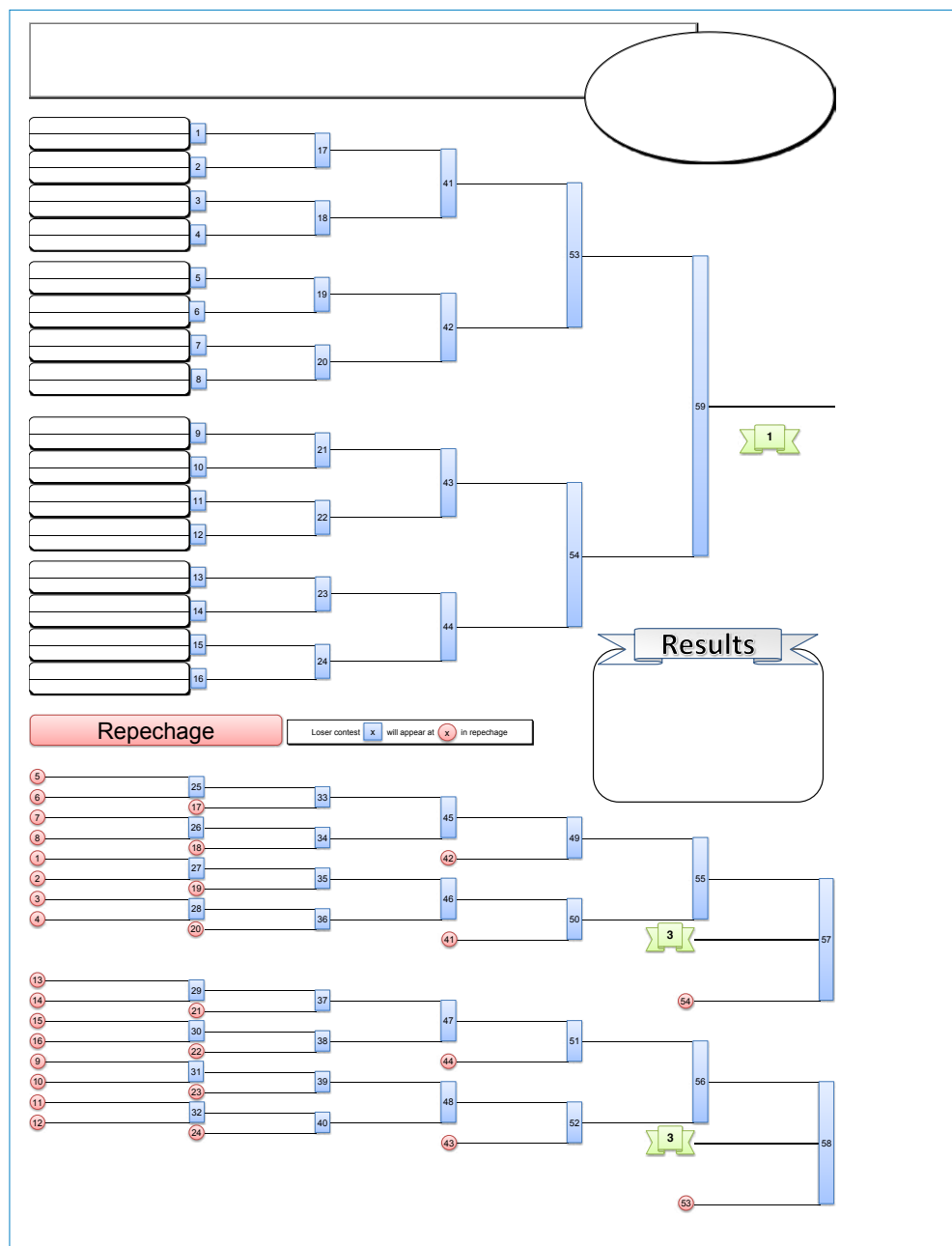
# Double Repechage/up to 16 Athletes or Teams



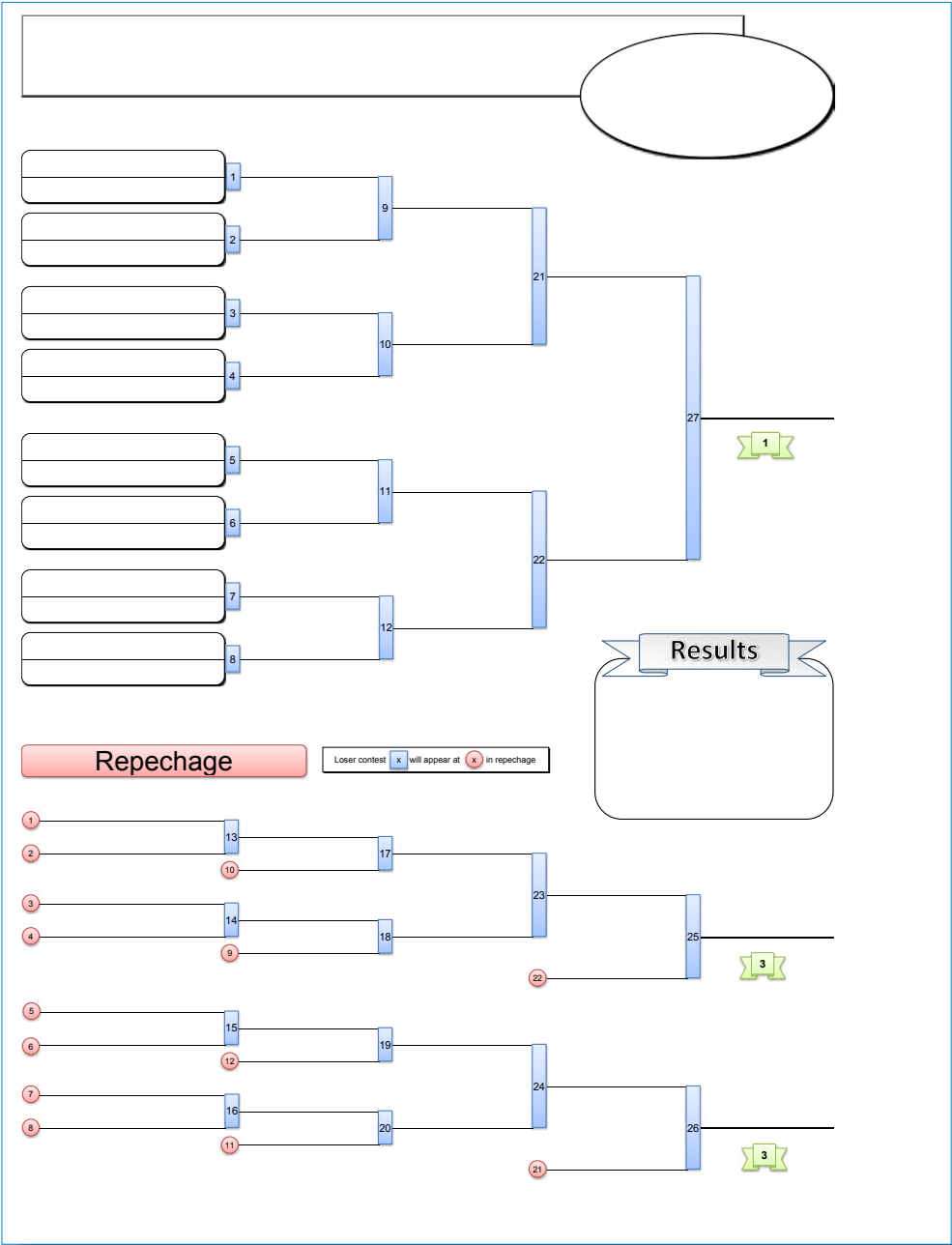
Double Repechage/up to 8 Athletes or Teams



# Full Repechage/up to 32 Athletes or Teams



Full Repechage/up to 16 Athletes or Teams

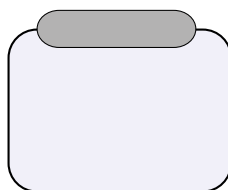
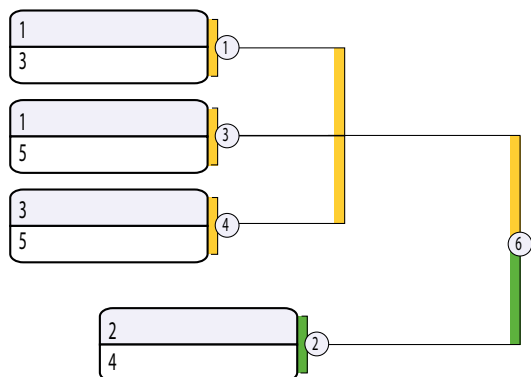


# Five (5) Athletes or Teams - Option 1



	1	3	5			
1						
3						
5						

	2	4		
2				
4				





Five (5) Athletes or Teams - Option 2

		1	2	3	4	5		
1								
2								
3								
4								
5								

1

2

1

3

4

1

1

5

1

2

3

1

4

5

1

1

3

1

2

4

1

3

5

1

1

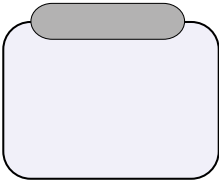
4

1

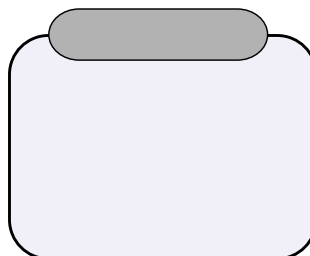
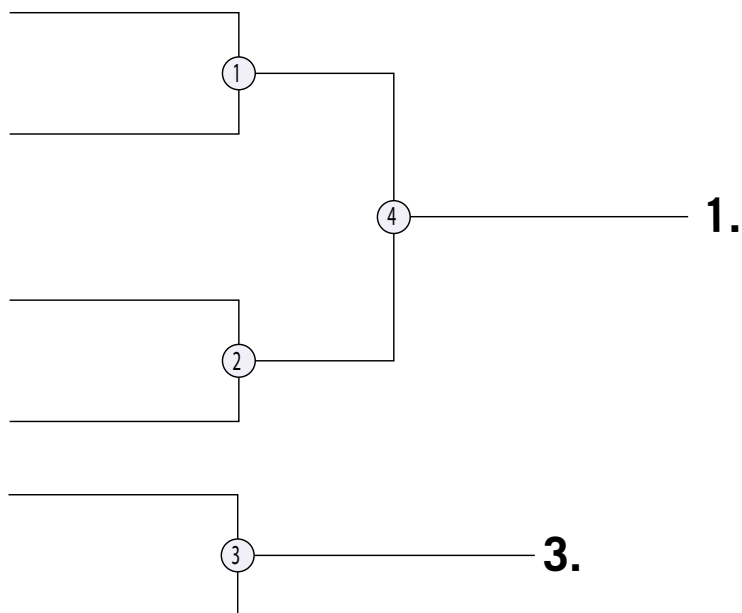
2

5

1



## Four (4) Athletes or Teams - Option 1



Four (4) Athletes or Teams - Option 2

		1	2	3	4		
1							
2							
3							
4							

1

2

1

3

4

2

1

3

3

2

4

4

1

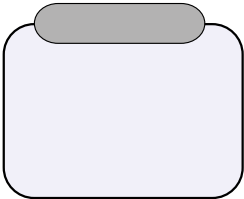
4

5

2

3

6



## Three (3) Athletes or Teams - Option 1

		1	2	3	4		
1							
2							
3							

1

2

1

1

3

2

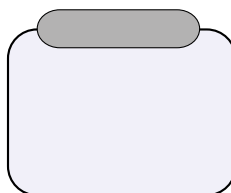
2

3

3

4

1.



Three (3) Athletes or Teams - Option 2

		1	2	3	4		
1							
2							
3							

1

2

1

2

3

1

2

3

# Example of Winners' List

Grand-Slam Tokyo 2013 Tokyo (JPN), 29 Nov - 01 Dec 2013		Men Final Results	
<b>-60 kg</b>		<b>-60 kg</b>	
1. TAKATO, Naohisa	JPN	1. TAKAJO, Tomohisa	JPN
2. KIM, Won Jin	KOR	2. CHIBANA, Charles	BRA
3. KIDO, Shinji	JPN	3. LAROSE, David	FRA
3. SHISHIME, Toru	JPN	3. MIYAZAKI, Ren	JPN
5. DASHDAVA, Amartuvshin	MGL	5. DRAGICI, Dennis	FRA
6. SMETOV, Yeldos	KAZ	5. FUKUOKA, Masaaki	JPN
7. GANBAT, Boldbaatar	MGL	7. MARUYAMA, Jushiro	JPN
7. HUANG, Sheng-Ting	TPE	7. MUKANOV, Azamat	KAZ
<b>-73 kg</b>		<b>-81 kg</b>	
1. NAKAYA, Riki	JPN	1. NAGASE, Takahiro	JPN
2. BANG, Gul-Man	KOR	2. PIETRI, Loic	FRA
3. DRAKSI, Rok	SLO	3. NAKAI, Takahiro	JPN
3. IARTCEV, Denis	RUS	3. TCHIRKISHVILI, Avtandil	GEO
5. CURSATI, Pierre	FRA	5. HONG, Suk Woong	KOR
6. KHASHBAATAR, Tsagaanbaatar	MGL	5. STEVENS, Travis	USA
7. NAKAMURA, Takenori	JPN	7. MRVALJEVIC, Srdjan	MNE
7. POIBO DA SILVA, Alex William	BRA	7. NAGASHIMA, Keita	JPN
<b>-90 kg</b>		<b>-100 kg</b>	
1. BEIKER, Masyu	JPN	1. KRPALEK, Lukas	CZE
2. LEE, Kyo-Won	KOR	2. REYES, Kyle	CAN
3. LIPARTIELIANI, Varlam	GEO	3. MARET, Cyrille	FRA
3. NISHIYAMA, Daiki	JPN	3. NADAN, Tuvshinbayar	MOL
5. HILDEBRAND, Aaron	GER	5. PACEK, Martin	SWE
6. SHIHOWADA, Shohel	JPN	5. RAKOV, Maxim	KAZ
7. SULEMIN, Grigori	RUS	7. KUMASHIRO, Yussuke	JPN
7. SZAROGCZY, Jakub	POL	7. SAMOLOVICH, Sergei	RUS
<b>+100 kg</b>			
1. KIM, Sung-Min	KOR		
2. SILVA, Rafael	BRA		
3. HARASAWA, Hisayoshi	JPN		
3. NOROIE, Masaru	JPN		
5. BONVOISIN, Jean-Sebastien	FRA		
6. SHICHINOHE, Ryu	JPN		
7. KIM, Soo-Whan	KOR		
7. MOURA, David	BRA		

Page 1/2

www.ijf.org - © International Judo Federation IJF

15-Jan-2014 - 15:45:52

Grand-Slam Tokyo 2013 Tokyo (JPN), 29 Nov - 01 Dec 2013		Women Final Results	
<b>-48 kg</b>		<b>-52 kg</b>	
1. KONDO, Ami	JPN	1. HASHIMOTO, Yuki	JPN
2. MURKHAT, Urantsetseg	MGL	2. MIRANDA, Erica	BRA
3. MENEZES, Sarah	BRA	3. CHITU, Andrea	ROU
3. YAMAGISHI, Emi	JPN	3. SHISHIME, Ai	JPN
5. RUMYANTSEVA, Kristina	RUS	5. SUNDBERG, Jaana	FIN
5. TODA, Miki	JPN	5. VALENTINI, Elisavita	BRA
7. CHERNIAK, Maryna	UKR	7. DELGADO, Angelica	USA
7. LABORDRE, Maria Celia	CUB	7. GOMI, Natsumi	JPN
<b>-57 kg</b>		<b>-63 kg</b>	
1. UDAKA, Nae	JPN	1. ABE, Kana	JPN
2. MALLOY, Marti	USA	2. TASHIRO, Miku	JPN
3. OEGUCHI, Christa	JPN	3. JOUNG, Da-Woon	KOR
3. YAMAMOTO, Anzu	JPN	3. TANAKA, Miki	JPN
5. GUARDOS, Kellieyn	BRA	5. BARRIOS, Mariana	BRA
5. SILVA, Rafaela	BRA	5. BELLARD, Anne-Laure	FRA
7. CAPRIORI, Corina	ROU	7. CAMPOS, Katherine	BRA
7. ROPER, Miryam	GER	7. VAN EMDEN, Anicka	NED
<b>-70 kg</b>		<b>-78 kg</b>	
1. ARAI, Chizuru	JPN	1. VERKERK, Marhinde	NED
2. POLLING, Kim	NED	2. JEONG, Gyeong-Mi	KOR
3. ALVEAR, Yuli	COL	3. OKAMURA, Tomomi	JPN
3. KIM, Seongyeon	KOR	3. SATO, Ruka	JPN
5. MARZOK, Iijana	GER	5. WALZAHN, Luise	GER
5. TACHIMOTO, Haruka	JPN	5. THIELLE, Kerstin	GER
7. CONWAY, Sally	GBR	7. TURKS, Victoria	UKR
7. GAZEVA, Irina	RUS	7. WANG, Su-Chu	TPE
<b>+78 kg</b>			
1. TACHIMOTO, Megumi	JPN		
2. YAMABE, Kenae	JPN		
3. ORTIZ, Idalya	CUB		
3. QIN, Qian	CHN		
5. ASAHINA, Sara	JPN		
5. MA, Siel	CHN		
7. LEE, Jung Eun	KOR		
7. NUNES, Rochelle	BRA		

Page 2/2

www.ijf.org - © International Judo Federation IJF

15-Jan-2014 - 15:45:52



Example of Team Line Up Confirmation



Line-up confirmation  
Team World Championship Juniors 2013

Tatami: II  
JPN Men  
Bronze #18

Round:

Men Bronze

Match:

JAPAN - SLOVENIA

	Family name	Given name	original category
-66 kg	HASHIGUCHI	Yuuki	-66 kg
	TATEYAMA	Sho	-66 kg
	< no competitor >		-
-73 kg	IWABUCHI	Yusui	-73 kg
	HASHIGUCHI	Yuuki	-66 kg
	TATEYAMA	Sho	-66 kg
-81 kg	KOHARA	Kenya	-81 kg
	IWABUCHI	Yusui	-73 kg
	< no competitor >		-
-90 kg	KOBAYASHI	Yusuke	-90 kg
	KOHARA	Kenya	-81 kg
	< no competitor >		-
+90 kg	KURAHASHI	Isao	+90 kg
	SATO	Kazuya	+90 kg
	KOBAYASHI	Yusuke	-90 kg
	< no competitor >		-

☒ Please mark for each category the selected /  
If you need to make corrections please use a new sheet.



Team World Championship Juniors 2013

SLO Men  
Bronze #18

Round:

Men Bronze

Match:

JAPAN - SLOVENIA

	Family name	Given name	original category
-66 kg	GOMBOC	Adrian	-66 kg
	KURALT	Luka	-66 kg
	< no competitor >		-
-73 kg	HOJAK	Martin	-73 kg
	POTPARIC	Igor	-73 kg
	GOMBOC	Adrian	-66 kg
-81 kg	KURALT	Luka	-66 kg
	< no competitor >		-
-90 kg	MARINCIC	Primoz	-81 kg
	VOLCIC	David	-81 kg
	HOJAK	Martin	-73 kg
+90 kg	POTPARIC	Igor	-73 kg
	< no competitor >		-
	MULEC	Tadej	-90 kg
	ZGANK	Mihael	-90 kg
	MARINCIC	Primoz	-81 kg
	VOLCIC	David	-81 kg
	< no competitor >		-
	DRAGIC	Vito	+90 kg
	POLAJZER	Flok	+90 kg
	MULEC	Tadej	-90 kg
	ZGANK	Mihael	-90 kg
	< no competitor >		-

☒ Please mark for each category the selected player.  
If you need to make corrections please use a new sheet.

Please confirm that above names and categories are correct and complete  
Veuillez vérifier et confirmer que les noms et les poids sont corrects et complets  
Favor confirmar que la información de los competidores así como los datos de sientra son correctos y completos

X

Signature team leader

Submission time	Official	Validated	Published

Please confirm that above names and categories are correct and complete  
Veuillez vérifier et confirmer que les noms et les poids sont corrects et complets  
Favor confirmar que la información de los competidores así como los datos de sientra son correctos y completos

Submission time	Official	Validated



# Example of Mixed Team Line Up Confirmation

Line-up confirmation		Tatami: I CRO	
Suzuki World Championship Teams 2017			
Round:	Second Round		
Match:	GEORGIA - CROATIA		
Weight	Family name	Given name	original category
-57 kg	SIKIC	Trena	-57 kg
	TOPOLOVEC	Tina	-57 kg
	< no competitor >		-
-73 kg	AZINOVIC	Bernard	-73 kg
	SUMPOR	Dominic	-73 kg
	< no competitor >		-
-70 kg	MATIC	Barbara	-70 kg
	SIKIC	Tina	-57 kg
	TOPOLOVEC	Tina	-57 kg
< no competitor >		-	
-90 kg	DRUZETA	Dominik	-90 kg
	AZINOVIC	Bernard	-73 kg
	SUMPOR	Dominic	-73 kg
< no competitor >		-	
+70 kg	SUTALO	Ivana	+70 kg
	MATIC	Barbara	-70 kg
	< no competitor >		-
+90 kg	KUMRIC	Marko	+90 kg
	KUMRIC	Zlatko	+90 kg
	DRUZETA	Dominik	-90 kg
< no competitor >		-	

☒ Please mark for each category the selected player.  
If you need to make corrections please use a new sheet.

Please confirm that above names and categories are correct and complete. X  
Veuillez vérifier et confirmer que les noms et les poids sont corrects et complets.  
Favor confirmar que la información de los competidores así como los datos de sientas son correctos y completos. Signatura team leader

Submission time	Official	Validated	Published

Page 1/1 Ippon.org v1.27 © International Judo Federation IJF 08-Apr-2018 - 08:46:42

Line-up confirmation		Tatami: I GEO	
Suzuki World Championship Teams 2017			
Round:	Second Round		
Match:	GEORGIA - CROATIA		
Weight	Family name	Given name	original category
-57 kg	JANASHVILI	Mariam	-57 kg
	< no competitor >		-
	< no competitor >		-
-73 kg	GIUNASHVILI	Lasha	-73 kg
	MARGVELASHVILI	Vazha	-73 kg
	< no competitor >		-
-70 kg	ODZELASHVILI	Nino	-70 kg
	STAM	Elzher	-70 kg
	JANASHVILI	Mariam	-57 kg
< no competitor >		-	
-90 kg	GVINIASHVILI	Beka	-90 kg
	TCHIRKISHVILI	Avtandil	-90 kg
	GIUNASHVILI	Lasha	-73 kg
MARGVELASHVILI	Vazha	-73 kg	
< no competitor >		-	
+70 kg	KEBADZE	Elene	+70 kg
	ODZELASHVILI	Nino	-70 kg
	STAM	Elzher	-70 kg
< no competitor >		-	
+90 kg	OKRUASHVILI	Adam	+90 kg
	TUSHISHVILI	Guram	+90 kg
	SHVASHVILI	Beka	-90 kg
TCHIRKISHVILI	Avtandil	-90 kg	
< no competitor >		-	

☒ Please mark for each category the selected player.  
If you need to make corrections please use a new sheet.

Please confirm that above names and categories are correct and complete. X  
Veuillez vérifier et confirmer que les noms et les poids sont corrects et complets.  
Favor confirmar que la información de los competidores así como los datos de sientas son correctos y completos. Signatura team leader

Submission time	Official	Validated	Published

Page 1/1 Ippon.org v1.27 © International Judo Federation IJF 08-Apr-2018 - 08:46:16



## Example of Team Sheet - with Results

<b>Team Sheet</b> World Team Championship Juniors 2015				<b>Tatami: II</b> <b>Men</b> Bronze #18
---	--	--	--	---

Category	BLR	Scores	Wins	Wins	Scores	UZB	Duration
-66 kg	MINKOU, Dzmitry	1 W P 1 2	1	0	1 W P 1	MATYAKUBOV, Azamat	4:00
-73 kg	KLEBCHA, Hryhory	1 W P 2	0	1	1 W P 1	SHOMURODOV, Sarvar	4:00
-81 kg	VARAPAYEU, Yahor	1 W P 1 1	1	0	1 W P	BOBONOV, Davlat	1:01
-90 kg	MUKETE, Daniel	1 W P 1 3	1	0	1 W P 2	KHURRAMOV, Mukhammadkarim	2:14
+90 kg	SVIRYD, Mikita	1 W P 1 1	0	1	1 W P 1	BAHODURZODA, Azamat	1:01
Result	Winner: Belarus		3	2			

Time and Date	Signature Official	Signature Sports Director	Remark

## Example of Mixed Team Sheet



### Match Sheet Suzuki World Championship Teams 2017

**Tatami: I  
Mixed**  
Second Round #23

Category	GEO	Scores	Wins	Wins	Scores	CRO	Duration
-57 kg	JANASHVILI, Mariam	I W P			I W P	TOPOLOVEC, Tihea	
-73 kg	MARGVELASHVILI, Vazha	I W P			I W P	SUMPOR, Dominic	
-70 kg	STAM, Esther	I W P			I W P	MATIC, Barbara	
-90 kg	TCHRIKISHVILI, Avtandili	I W P			I W P	DRUZETA, Dominik	
+70 kg	KEBADZE, Elene	I W P			I W P	SUTALO, Ivana	
+90 kg	TUSHISHVILI, Guram	I W P			I W P	KUMRIC, Zlatko	
Result							

Date and Day	Signature Official	Signature Sports Director	Result





# GLOSSARY

## H1.1 Glossary of Japanese Terms

Approved by the Kodokan

Japanese is one of the most difficult languages in the world for translating due to its complexity, and the fact that many aspects of the language are not present in English. Differences in the written English of many words is due to the transliteration style of the Japanese language. In judo books and other published materials, we can find different versions of the same word e.g. kumi-kata and kumikata.

In each box the word/text on top is from the original SOR glossary and below is the word/text as it is in the Kodokan dictionary (Kōdōkan, New Japanese - English Dictionary of Judo, 2000). If there is only one word/text it is the same in both reference documents.

Japanese SOR glossary Kodokan dictionary	Kanji	Hiragana	English SOR glossary Kodokan dictionary
Anza	安坐	あんざ	Sitting cross-legged
Ashi-waza Ashi waza	足技	あしわざ	Foot or leg throw Foot and leg techniques
Atemi-waza Atemi waza	当身技	あてみわざ	Striking techniques
Awase-waza Awase waza	合せ技	あわせわざ	Combination of two waza-ari Point by combination
Dan	段位	だんい	Dan grade Dan ranking / level
Dojo	道場	どうじょう	Training hall
Encho-sen	延長戦	えんちょうせん	Extended contest
Fuku-shin Fuku shin	副審	ふくしん	Assistant referee / table judge Assistant referees
Fusen-gachi Fusen gachi	不戦勝ち	ふせんがち	Win by default (e.g. did not appear)
Haisha	敗者	はいしゃ	Loser
“Hajime!”	「始め！」	「はじめ！」	“Start!” “Begin!”
Hansoku	反則	はんそく	Foul Foul; violation
Hansoku-make Hansoku make	反則負け	はんそくまけ	Defeat by grave infringement or accumulated light infringements Defeat by decision
Hazumi	(No Kanji)	はずみ	Skilfulness with impetus, sharpness or rhythm
Henka-waza Henka waza	変化技	へんかわざ	Techniques against opponent's attack Change technique

Hidari-jigo-tai Hidari jigotai	左自護体	ひだりじごたい	Left lower posture Left defensive posture
Hidari-shizen-tai Hidari shizentai	左自然体	ひだりしぜんたい	Left natural posture
Hiki-te Hikite	引き手	ひきて	Pulling hand Sleeve hand; pulling hand
Hikiwake	引き分け	ひきわけ	Draw A draw, a tie
Ikioi	勢い	いきおい	Momentum with both force and speed
Ippon	一本	いっぽん	Complete point One point; a complete point
Jigo-hon-tai Jigo hontai	自護本体	じごほんたい	Straight lower posture Straight defensive posture
Jigo-tai Jigotai	自護体	じごたい	Lower posture Defensive posture
Jiku-ashi Jiku ashi	軸足	じくあし	Pivot leg Pivot leg; support leg
Jo-gai Jōgai	場外	じょうがい	Outside contest area Area perimeter zone
Jo-nai Jōnai	場内	じょうない	Inside contest area Area interior
Jo-seki Jōseki	上席	じょうせき	Upper seats Upper seat, seat of honor
Judogi / Judo-gi Jūdōgi	柔道衣	じゅうどうぎ	Judo uniform
Kachi	勝ち	かち	Win
Kaeshi-waza Kaeshi waza	返し技	かえしわざ	Counter techniques
Kake	掛け	かけ	Execution of throwing techniques Application; execution
Kansetsu-waza Kansetsu waza	関節技	かんせつわざ	Joint locks Joint techniques
Kappo Kappō	活法	かっぽう	Resuscitation method Resuscitation techniques
Kata	形 肩	かた	Forms Forms; formal exercise; pattern practice
Katame-waza Katame waza	固技	かためわざ	Grappling techniques
Katsu	活	かつ	Techniques of Kappo
Keiko	稽古	けいこ	Training / practice Training; practice
Kiken-gachi Kiken gachi	棄権勝ち	きけんがち	Win by withdrawal Victory by opponent's withdrawal



Kime	極め	きめ	Complete execution Complete application
Kin-sa Kinsa	僅差	きんさ	Slight superiority or inferiority Subtle differences
Kinshi-waza Kinshi waza	禁止技	きんしわざ	Prohibited techniques
“Kiotsuke!”	「気をつけ！」	「きをつけ！」	“Attention!” (words of command to make the person stand straight up with closed heels)
Kogi	講義	こうぎ	Lecture
Koshi-waza Koshi waza	腰技	こしわざ	Hip throw Hip techniques
Kumi-te Kumite	組み手	くみて	Grips hold Taking grips
Kumi-kata Kumikata	組み方	くみかた	Method of grips hold Engagement position
Kuzushi	崩し	くずし	Balance breaking Balance-breaking
Kyu-sho Kyūsho	急所	きゅうしょ	Vital points Vital point
Ma'ai Maai	間合い	まあい	Distance between two players Combative interval
“Maitta!”	「参った！」	「まいった！」	“I give up!”
Ma-sutemi-waza Ma sutemi waza	真捨身技	ますてみわざ	Supine sacrifice throw Supine or rear sacrifice techniques
“Mate!”	「待て！」	「まて！」	“Wait!”
Migi-jigo-tai Migi jigotai	右自護体	みぎじごたい	Right lower posture Right defensive posture
Migi-shizen-tai Migi shizentai	右自然体	みぎしぜんたい	Right natural posture
Mondo	問答	もんどう	Questions and answers
Nagekomi	投げ込み	なげこみ	Repetitive throwing practice
Nage-waza Nage waza	投技	なげわざ	Throwing techniques
Ne-shisei Ne shisei	寝姿勢	ねしせい	Ground position Mat posture
Ne-shobu Neshōbu	寝勝負	ねしょうぶ	Ground battle Grappling; mat work
Ne-waza Newaza	寝技	ねわざ	Ground works Mat/ground techniques
Osaekomi-waza Osaekomi waza	抑込技	おさえこみわざ	Hold down techniques Pinning techniques



"Osaekomi!"	「抑え込み！」	「おさえこみ！」	"Hold is on!"
"Otagai-ni-rei!"	「お互いに礼！」	「おたがいにれい！」	"Bow to each other!"
Randori	乱取	らんどり	Free sparring Free practice; free sparring
Rei	礼	れい	Courtesy Respect; decorum
"Rei!"	「礼！」	「れい！」	"Bow!"
Rei-ho Reihō	礼法	れいほう	Method of courtesy / bowing procedure Forms of proper respect; etiquette; manners; or decorum
Riai	理合い	りあい	Theory and principle Principle; theory
Renraku-waza Renraku waza	連絡技	れんらくわざ	Combination of several techniques Combination techniques
Renzoku-waza Renzoku waza	連続技	れんぞくわざ	Repetition of the same technique Continuous combinations of techniques
Ritsu-rei Ritsurei	立礼	りつれい	Standing bow
Seiza	正坐	せいざ	Sitting square / formal sitting Formal sitting
Shiai	試合	しあい	Contest Match; bout
Shiai-jo Shiaijō	試合場	しあいじょう	Competition area
Shido Shidō	指導	しどう	Instruction / light penalty Guidance
Shime-waza Shime waza	絞技	しめわざ	Strangling techniques
Shimpan Shinpan	審判	しんばん	Refereeing Refereeing; umpiring
Shimpan-in Shinpan in	審判員	しんばんいん	Referees and judges Referees
Shisei	姿勢	しせい	Posture
Shizen-hon-tai Shizen hontai	自然本体	しぜんほんたい	Straight natural posture
Shizen-tai Shizentai	自然体	しぜんたい	Natural posture
Shomen Shōmen	正面	しょうめん	Dojo front / upper seats Dojo front
"Shomen-ni-rei!"	「正面に礼！」	「しょうめんにれい！」	"Bow towards Shomen!"

Shosha Shōsha	勝者	しょうしゃ	Winner Winner; victor
Shu-shin Shushin	主審	しゅしん	Chief referee / mat referee Chief referee
“Sono-mama!” “Sono mama!”	(No Kanji)	「そのまま！」	“Do not move / hold positions!” “Hold positions!”
“Sore-made!” “Sore made!”	(No Kanji)	「それまで！」	“Time is up!” “Finished!”
Sutemi-waza Sutemi waza	捨身技	すてみわざ	Sacrifice throw Sacrifice technique
Tachi-shisei Tachi shisei	立ち姿勢	たちしせい	Standing position Standing posture
Tachi-shobu Tachi shōbu	立ち勝負	たちしょうぶ	Standing battle Standing match
Tachi-waza Tachi waza	立技	たちわざ	Standing throw Standing techniques
Tai-sabaki Tai sabaki	体捌き	たいさばき	Body shifting / body control
Tatami	畳	たたみ	Straw mat
Te-waza Te waza	手技	てわざ	Hand throw Hand techniques
“Toketa!”	「解けた！」	「とけた！」	“Hold-down broken!” “Hold broken!”
Tori	取	とり	Player executing technique Doer / the thrower
Tsukuri	作り	つくり	Set-up to execute technique Positioning; set-up
Tsuri-te Tsurite	釣り手	つりて	Lifting hand Collar hand; catching hand
Uchikomi	打ち込み	うちこみ	Repetition training
Ude-gaeshi Ude gaeshi	腕返し	うでがえし	Arm locking throw / arm reverse Arm reverse
Uke	受	うけ	Player receiving opponent's attack “Receiver; the thrown”
Ukemi	受身	うけみ	Break fall Breakfall
Waza	技	わざ	Techniques Technique
Waza-ari Waza ari	技あり	わざあり	Nearly ippon “Technique exists”; a near ippon
“Waza-ari- awasete-Ippon!”	「技あり、合せて 一本！」	「わざあり、あ わせていっぽ ん！」	“Two waza-ari score Ippon!”

Yakusoku-renshu Yakusoku renshū	約束練習	やくそくれんし ゅう	Agreed-upon practice Controlled or “agreed-upon” practice
Yoko-sutemi-waza Yoko sutemi waza	横捨身技	よこすてみわざ	Side sacrifice throw Side sacrifice technique
“Yoshi!”	(No Kanji)	「よし！」	“Resume!” “Continue!”
Yusei-gachi Yūsei gachi	優勢勝ち	ゆうせいがち	Win by superior performance
Za-rei Zarei	坐礼	ざれい	Seated bow

## H1.2 Names of Judo Techniques

### Nage-waza (68)

Te-waza				
1	Seoi-nage	背負投	せおいなげ	SON
2	Ippon-seoi-nage	一本背負投	いっぽんせおいなげ	ISN
3	Seoi-otoshi	背負落	せおいおとし	SOO
4	Tai-otoshi	体落	たいおとし	TOS
5	Kata-guruma	肩車	かたぐるま	KGU
6	Sukui-nage	掬投	すくいなげ	SUK
7	Obi-otoshi	帯落	おびおとし	OOS
8	Uki-otoshi	浮落	うきおとし	UOT
9	Sumi-otoshi	隅落	すみおとし	SOT
10	Yama-arashi	山嵐	やまあらし	YAS
11	Obi-tori-gaeshi	帯取返	おびとりがえし	OTG
12	Morote-gari	双手刈	もろてがり	MGA
13	Kuchiki-taoshi	朽木倒	くちきたおし	KTA
14	Kibisu-gaeshi	踵返	きびすがえし	KIG
15	Uchi-mata-sukashi	内股すかし	うちまたすかし	UMS
16	Kouchi-gaeshi	小内返	こうちがえし	KOU

Koshi-waza				
1	Uki-goshi	浮腰	うきごし	UGO
2	O-goshi	大腰	おおごし	OGO
3	Koshi-guruma	腰車	こしぐるま	KOG
4	Tsurikomi-goshi	釣込腰	つりこみごし	TKG
5	Sode-tsurikomi-goshi	袖釣込腰	そでつりこみごし	STG
6	Harai-goshi	払腰	はらいごし	HRG
7	Tsuri-goshi	釣腰	つりごし	TGO
8	Hane-goshi	跳腰	はねごし	HNG
9	Utsuri-goshi	移腰	うつりごし	UTS
10	Ushiro-goshi	後腰	うしろごし	USH

Ashi-waza				
1	De-ashi-harai	出足払	であしはらい	DAH
2	Hiza-guruma	膝車	ひざぐるま	HIZ
3	Sasae-tsurikomi-ashi	支釣込足	ささえつりこみあし	STA
4	O-soto-gari	大外刈	おおそとがり	OSG
5	O-uchi-gari	大内刈	おおうちがり	OUG
6	Ko-soto-gari	小外刈	こそとがり	KSG
7	Ko-uchi-gari	小内刈	こうちがり	KUG
8	Okuri-ashi-harai	送足払	おくりあしはらい	OAH
9	Uchi-mata	内股	うちまた	UMA
10	Ko-soto-gake	小外掛	こそとがけ	KSK
11	Ashi-guruma	足車	あしぐるま	AGU
12	Harai-tsurikomi-ashi	払釣込足	はらいつりこみあし	HTA
13	O-guruma	大車	おおぐるま	OGU
14	O-soto-guruma	大外車	おおそとぐるま	OGR
15	O-soto-otoshi	大外落	おおそとおとし	OSO
16	Tsubame-gaeshi	燕返	つばめがえし	TSU
17	O-soto-gaeshi	大外返	おおそとがえし	OGA
18	O-uchi-gaeshi	大内返	おおうちがえし	OUC
19	Hane-goshi-gaeshi	跳腰返	はねごしがえし	HGG
20	Harai-goshi-gaeshi	払腰返	はらいごしがえし	HGE
21	Uchi-mata-gaeshi	内股返	うちまたがえし	UMG

Ma-sutemi-waza				
1	Tomoe-nage	巴投	ともえなげ	TNG
2	Sumi-gaeshi	隅返	すみがえし	SUG
3	Hikikomi-gaeshi	引込返	ひきこみがえし	HKG
4	Tawara-gaeshi	俵返	たわらがえし	TWG
5	Ura-nage	裏投	うらなげ	UNA

Yoko-sutemi-waza				
1	Yoko-otoshi	横落	よこおとし	YOT
2	Tani-otoshi	谷落	たにおとし	TNO
3	Hane-makikomi	跳巻込	はねまきこみ	HNM
4	Soto-makikomi	外巻込	そとまきこみ	SMK
5	Uchi-makikomi	内巻込	うちまきこみ	UMK
6	Uki-waza	浮技	うきわざ	UWA
7	Yoko-wakare	横分	よこわかれ	YWA
8	Yoko-guruma	横車	よこぐるま	YGU
9	Yoko-gake	横掛	よこがけ	YGA
10	Daki-wakare	抱分	だきわかれ	DWK
11	O-soto-makikomi	大外巻込	おおそとまきこみ	OSM
12	Uchi-mata-makikomi	内股巻込	うちまたまきこみ	UMM
13	Harai-makikomi	払巻込	はらいまきこみ	HRM
14	Ko-uchi-makikomi	小内巻込	こうちまきこみ	KUM
15	Kani-basami	蟹挟	かにばさみ	KBA
16	Kawazu-gake	河津掛	かわづがけ	KWA

## Katame-waza (32)

Osaekomi-waza				
1	Kesa-gatame	袈裟固	けさがため	KEG
2	Kuzure-kesa-gatame	崩袈裟固	くずれけさがため	KKE
3	Ushiro-kesa-gatame	後袈裟固	うしろけさがため	UKG
4	Kata-gatame	肩固	かたがため	KAG
5	Kami-shiho-gatame	上四方固	かみしほうがため	KSH
6	Kuzure-kami-shiho-gatame	崩上四方固	くずれかみしほうがため	KKS
7	Yoko-shiho-gatame	横四方固	よこしほうがため	YSG
8	Tate-shiho-gatame	縦四方固	たてしほうがため	TSG
9	Uki-gatame	浮固	うきがため	UGT
10	Ura-gatame	裏固	うらがため	URG

Shime-waza				
1	Nami-juji-jime	並十字絞	なみじゅうじじめ	NJJ
2	Gyaku-juji-jime	逆十字絞	ぎゃくじゅうじじめ	GJJ
3	Kata-juji-jime	片十字絞	かたじゅうじじめ	KJJ
4	Hadaka-jime	裸絞	はだかじめ	HAD
5	Okuri-eri-jime	送襟絞	おくりえりじめ	OEJ
6	Kataha-jime	片羽絞	かたはじめ	KHJ
7	Katate-jime	片手絞	かたてじめ	KTJ
8	Ryote-jime	両手絞	りょうてじめ	RYJ
9	Sode-guruma-jime	袖車絞	そでぐるまじめ	SGJ
10	Tsukkomi-jime	突込絞	つつこみじめ	TKJ
11	Sankaku-jime	三角絞	さんかくじめ	SAJ
12	Do-jime	胴絞	どうじめ	DOJ

Kansetsu-waza				
1	Ude-garami	腕緘	うでがらみ	UGR
2	Ude-hishigi-juji-gatame	腕挫十字固	うでひしぎじゅうじがため	JGT
3	Ude-hishigi-ude-gatame	腕挫腕固	うでひしぎうでがため	UGA
4	Ude-hishigi-hiza-gatame	腕挫膝固	うでひしぎひざがため	HIG
5	Ude-hishigi-waki-gatame	腕挫腋固	うでひしぎわきがため	WAK
6	Ude-hishigi-hara-gatame	腕挫腹固	うでひしぎはらがため	HGA
7	Ude-hishigi-ashi-gatame	腕挫脚固	うでひしぎあしがため	AGA
8	Ude-hishigi-te-gatame	腕挫手固	うでひしぎてがため	TGT
9	Ude-hishigi-sankaku-gatame	腕挫三角固	うでひしぎさんかくがため	SGT
10	Ashi-garami	足緘	あしがらみ	AGR



## 1.3 Penalties

Forbidden Actions	
Apply the technique outside	P01
Avoid the grip	P02
One hand	P03
Hide the lapel	P04
Bend the opponents fingers	P05
Ashi-garami	P06
Defensive posture	P07
Disarrange the judogi	P08
Untidy judogi	P09
Disregard instructions	P10
Dojime	P11
Drive into the mat	P12
Encircling	P13
Fall backwards	P14
False attack	P15
Fingers in the sleeve	P16
Fingers interlocked	P17
Foot in the belt	P18
Outside the contest area	P19
Head dive	P20
Hold the same side	P21
Unconventional kumi-kata	P22
Bear hug	P23
Escape with the head	P24
Hold the ends of the sleeves	P25
Hand on the face	P26
Hold the trouser leg	P27
Illegal joint lock	P28
Illegal ne-waza entry	P29
Judogi in the mouth	P30
Kani-basami	P31
Kawazu-gake	P32

Kick to break the grip	P33
Metallic object	P34
Non-combativity	P35
Reap the supporting leg	P36
Shime-waza with the jacket/belt	P37
Spine extension	P38
Unnecessary remarks	P39
Unsportsmanlike conduct	P40
Waki-gatame	P41
Pull down	P42
Pistol grip	P43
Holding the belt	P44
Kicking	P45
Push out	P46
Undetermined	P99

Others	
Bye	BYE
Fusen-gachi	FUS
Kiken-gachi	KIK
Undetermined	UND
Undetermined katame-waza	UNK
Undetermined nage-waza	UNN
Yusei-gachi	YUS

## Notes



**IJF President's Office**

HUN 1051 Budapest,  
Jozsef Attila str. 1  
[www.ijf.org](http://www.ijf.org)

**IJF General Secretariat**

Fédération Française de Judo  
21-25 Avenue de la Porte de Châtillon  
F-75 680 Paris Cedex 14 France